

# SHEDS *and* GARAGES

Make a Solid Investment • Eliminate Monthly Storage Fees



## **24x24 2-Car 2-Story Garage**

Tan Vinyl Siding • White Trim • Black Shutters • Copper Metal Roof

*Optional: Carriage Style Doors  
2 Ramps*



## **12x32 1-Car Dutch Garage**

Chestnut Smart Siding • Tan Trim • Shakewood Shingles

*Optional: Classic Vents • Crossbuck Door Trim*



## **10x16 Cape Cod**


Beige Smart Siding • Clay Trim • Green Doors & Shutters  
Shakewood Shingles

*Optional: Transom Dormer • Classic Vents • Extra Transom Door  
All Doors Painted Green • Z Style Shutters*



# AFFORDABLE *Storage Solutions*





A birds-eye view of our manufacturing plant located at the base of the Mahantango Mountain in Lykens, PA.

## CONTENTS

Mini Barns .....	Page 3
A-Frames.....	4
Dutch Barns .....	5
Quakers.....	6
Manors.....	7
Cape Cods .....	8
Hip Roofs .....	9
Animal Shelters & Playhouses.....	10
1-Car Garages .....	11
Modular Garages.....	12
2-Car Garages.....	13
2-Story A-Frame Garages.....	14
2-Story Gambrel Garages .....	15
Construction Standards.....	16-17
Options.....	18
Color Choices & Rent-to-Own .....	19
Site Preparation.....	20

**W**e broke ground in the summer of 2004. Starting from scratch as pioneers, we cleared trees and encountered extreme rocky terrain. Massive boulders were uncovered, and then used for landscaping and rock retaining walls. Hence the name ROCKY MOUNTAIN STRUCTURES was born.

We have been blessed with exceptional employees, and they helped build a raving customer base. We have experienced steady growth, and expanded our facility three times in a down economy. All the glory to our Creator and Provider. With God, nothing is impossible.

Never underestimate the power of high quality workmanship and 100% customer satisfaction.

Rocky Mountain Structures manufactures and delivers 400-500 buildings per year in Pennsylvania and the surrounding states. A combined total of 150+ SHEDS & GARAGES on display 24/7 at eight locations!

## OUR MISSION

Our foremost goal is to produce excellent products and services that will meet or exceed our customers' expectations. Our team strives to bring glory to God through superior service that shows honesty and integrity to all we serve. We are committed to a long-term relationship with our customers.



**Organize Your Stuff**

**10-YEAR**  
*Top to Bottom*  
**WARRANTY**

*The Best in the Industry!*



**20 Mile FREE DELIVERY!**  
(from any of our sales lots)



# MINI BARNs

*Need more headroom?  
See our Dutch Barns on page 5  
for loft storage options.*

*The most economical shed available!*



## 8x10 Mini Barn

Chestnut Smart Siding • Beige Trim  
Shakewood Shingles  
*Optional:*  
*Economy Package • 2 Vents*

## 10x12 Mini Barn

Blue Vinyl Siding • White Trim  
Grey Shingles  
*Optional:*  
*Ramp • Ridge Vent*

Size	50 Yr. LP Smart Siding	0% Down 9.9% APR 96 MOS	Lifetime Vinyl Siding	0% Down 9.9% APR 96 MOS
8x8	\$2072	\$32	\$2587	\$39
8x10	2270	35	2838	43
8x12	2468	38	3076	47
8x16	2864	44	3577	54
↑ 4' wide x 6' high double doors ↑				
10x10	2521	38	3181	48
10x12	2812	43	3511	53
10x14	3102	47	3881	59
10x16	3300	50	4118	63
10x20	3881	59	4607	70
↑ 5' wide x 6' high double doors ↑				
12x16	3524	54	4356	66
12x20	4184	64	5029	76
12x24	4752	72	5716	87
↑ 6' wide x 6' high double doors ↑				

*Plus 6% Sales Tax*

*Includes (1) 18x27" Window • 42" Interior Wall Height*

## ECONOMY PACKAGE OPTION 8% OFF

*Excludes window, tar paper and  
diamond threshold.*

*2x4 studs and rafters 24" spacing versus 16".  
8' and 10' wide sheds are 2x3 studs and rafters.*

## WE MANUFACTURE AND DELIVER ALL TYPES OF BUILDINGS...

*...from very basic storage sheds to elaborate, multi-use portable structures with finished  
interiors, turn-key ready, pre-built and delivered to your location.*



**13x28 Campground Bathhouse**



**10x16 Play School House**



**12x24 Sales Office**

*Delight yourselves in the Lord, and he will give you the desires of your heart. – Psalms 37:4*



# A-FRAMES

**A common style shed that can easily be outfitted with an electrical package, shelving, or even a porch.  
Standard with a 5/12 roof pitch**



## 10x14 A-Frame

Avocado Smart Siding • Beige Trim  
Black Shutters • Charcoal Shingles

*Optional: 16" Front Overhang • Gable Vents*



## 10x12 A-Frame

Clay Vinyl Siding • Brown Trim • Hickory Shingles

*Optional: Gable Vents*

Size	50 Yr. LP Smart Siding	0% Down 9.9% APR 96 MOS	Lifetime Vinyl Siding	0% Down 9.9% APR 96 MOS
8x8	\$2363	\$36	\$2957	\$45
8x10	2561	39	3208	49
8x12	2759	42	3511	53
8x16	3155	48	3947	60
↑ 4' wide x 6' high double doors ↑				
10x10	2904	44	3630	55
10x12	3102	47	3881	59
10x14	3392	52	4224	64
10x16	3683	56	4607	70
10x20	4066	62	5082	77
↑ 5' wide x 6' high double doors ↑				
12x16	4475	68	5003	76
12x20	5201	79	5834	89
12x24	5795	88	6666	101
12x28	6389	97	7392	112
12x30	6732	102	7828	119
12x32	7128	108	8250	125
12x36	7775	118	8936	136
12x40	8514	129	9715	148
14x20	5887	89	6798	103
14x24	6455	98	7880	120
14x28	7511	114	8540	130
14x32	8224	125	9319	142
14x36	8976	136	10230	155
14x40	9847	150	11075	168
↑ 6' wide x 6' high double doors ↑				
<b>Plus 6% Sales Tax</b> <b>Includes (2) 18"x36" windows with screens &amp; vinyl shutters</b> <b>8' &amp; 10' wide sheds 6'5" interior wall height</b> <b>12' &amp; 14' wide sheds 7'5" interior wall height</b> <b>14' wide sheds are 6" less at the base</b>				



## 12x28 A-Frame

Chestnut Smart Siding • Clay Trim  
Weatherwood Shingles

*Optional: Gable Vents*



## 12x16 A-Frame

Clay Vinyl Siding • Blue Trim • Copper Metal Roof  
*Optional: Classic Vents • Ramp • Copper Metal Roof  
24" Copper Top Cupola with Glass*




# DUTCH BARNS

**OUR BEST SELLER!** With maximum headroom, you can take advantage of the open space by adding a loft, workbench and shelving.



## 10x14 Dutch Barn

Clay Vinyl Siding • Black Trim • Weatherwood Shingles  
*Optional: Classic Vents*



## 10x16 Dutch Barn

Red Smart Siding • White Trim • Grey Shingles  
*Optional: Classic Vents • Ramp*



## 12x24 Dutch Barn

Tan Vinyl Siding • Brown Trim • Hickory Shingles  
*Optional: 2nd Set of Double Doors  
• Painted Brown Doors • Gable Vents*



*We can install lofts  
& shelving to maximize  
your storage potential!*



## 12x20 Dutch Barn

Cedar Stain • Brown Trim • Hickory Shingles  
*Optional: Loft Window • House Door  
6x12 Porch with Railing • Urethane Stain*

Size	50 Yr. LP Smart Siding	0% Down 9.9% APR 96 MOS	Lifetime Vinyl Siding	0% Down 9.9% APR 96 MOS
8x10	\$ 2759	\$42	\$3458	\$53
8x12	3062	47	3828	58
8x16	3551	54	4435	67
↑ 4' wide x 6' high double doors ↑				
10x10	3102	47	3881	59
10x12	3392	52	4066	62
10x14	3683	56	4422	67
10x16	4066	62	4699	71
10x20	4646	71	5544	84
↑ 5' wide x 6' high double doors ↑				
12x16	4475	68	5003	76
12x20	5201	79	5834	89
12x24	5795	88	6666	101
12x28	6389	97	7392	112
12x30	6838	104	7828	119
12x32	7128	108	8250	125
12x36	7775	118	8936	136
12x40	8514	129	9715	148
14x20	5887	89	6798	103
14x24	6455	98	7880	120
14x28	7498	114	8540	130
14x32	8224	125	9319	142
14x36	8976	136	10230	155
14x40	9847	150	11075	168
↑ 6' wide x 6' high double doors ↑				
<b>Plus 6% Sales Tax</b> <b>Includes (2) 18"x36" windows with</b> <b>screens &amp; vinyl shutters</b> <b>6'5" interior wall height</b> <b>14' wide sheds are 6" less at the base</b>				

*We could not be happier with our shed. The craftsmanship & the materials that were utilized are of excellent quality!*

~ Barry, Oley, PA



# QUAKERS

*Old world salt box style building with an offset roof and 16" front overhang.*



## 10x12 Quaker

Brown Smart Siding • Beige Trim • Light Stone Metal Roof  
*Optional: Beige Doors • Classic Vents • Metal Roof*



## 8x10 Quaker

White Vinyl Siding • Brown Trim • Hickory Shingles  
*Optional: Classic Vents • Ramp*

Size	50 Yr. LP Smart Siding	0% Down 9.9% APR 96 MOS	Lifetime Vinyl Siding	0% Down 9.9% APR 96 MOS
8x10	\$ 2759	\$42	\$ 3458	\$53
8x12	3062	47	3828	58
8x16	3551	54	4435	67
↑ 4' wide x 6' high double doors ↑				
10x10	3102	47	3881	59
10x12	3392	52	4066	62
10x14'	3683	56	4422	67
10x16	4066	62	4699	71
10x20	4646	71	5544	84
↑ 5' wide x 6' high double doors ↑				
12x16	4475	68	5003	76
12x20	5201	79	5834	89
12x24	5795	88	6666	101
12x28	6389	97	7392	112
12x30	6838	104	7828	119
12x32	7128	108	8250	125
12x36	7775	118	8936	136
12x40	8514	129	9715	148
↑ 6' wide x 6' high double doors ↑				
<b>Plus 6% Sales Tax</b> <b>Includes (2) 18"x36" windows with screens &amp; vinyl shutters</b> <b>8' front wall interior height</b> <b>6'5" back wall interior height</b>				



## 10x16 Quaker

Cedar Stain • Green Trim • White Shutters • Green Shingles  
*Optional: Classic Vents • Green Doors • Urethane Stain*



## 12x20 Quaker

Flint Vinyl Siding • White Trim • Black Shutters • Charcoal Shingles  
*Optional: Arched 9-Lite Doors • Ridge Vent • Ramp*



# MANORS

**Complement your home! Dress it up! Manors feature a 7/12 roof pitch.  
Standard with a dormer. Add extra doors and windows as needed!**



## 10x14 Manor

Tan Vinyl Siding • White Trim • Red Doors  
Red Shutters • Shakewood Shingles

*Optional: 3 Classic Vents  
Extra Door • 3 Painted Doors*



## 10x16 Manor

Cream Vinyl Siding • White Trim  
Black Shutters • Charcoal Shingles

*Optional: 3 Classic Vents*



## 10x12 Manor

Dark Grey Smart Siding • Beige Trim and Doors  
Grey Shingles

*Optional: 3 Classic Vents • Beige Doors  
Crossbuck Door Trim • Ramp*



## 12x24 Manor

Warm Cedar Vinyl Log Siding • Green Trim & Metal Roof

*Optional: Metal Roof • 5 Insulated Windows  
Veneer Stack Stone • Deck • Painted 15-Lite House Door  
Insulated • Electrical Package • Knotty Pine Interior • 8" Roof Overhangs*

Size	50 Yr. LP Smart Siding	0% Down 9.9% APR 96 MOS	Lifetime Vinyl Siding	0% Down 9.9% APR 96 MOS
8x10	\$3155	\$48	\$3947	\$60
8x12	3353	51	4184	64
8x16	3551	54	4686	71
↑ 4' wide x 6' high double doors ↑				
10x10	3749	57	3986	61
10x12	3881	59	4396	67
10x14	4171	63	4752	72
10x16	4462	68	5095	77
10x20	4963	75	5755	87
↑ 5' wide x 6' high double doors ↑				
12x16	5227	79	5557	84
12x20	5834	89	6362	97
12x24	6560	100	7154	109
12x28	7313	111	7973	121
12x30	7643	116	8356	127
12x32	8026	122	8752	133
12x36	8765	133	9491	144
12x40	9544	145	10388	158
14x20	6996	106	7828	119
14x24	7603	116	8712	132
14x28	8461	129	9649	147
14x32	9200	140	10454	159
14x36	10006	152	11207	170
14x40	11035	168	12197	185

↑ 6' wide x 6' high double doors ↑

**Plus 6% Sales Tax**

**Includes (2) 18"x36" windows with  
screens & vinyl shutters**

**6'5" interior wall height**

**14' wide sheds are 6" less at the base**

*I bought 4 of your structures  
over the past 12 years. It has  
always been a pleasure to  
work with your company.*

*~ Jim Oxenrider, Pitman, PA*



# CAPE CODS

**Add value to your property! Storage with a touch of class.**  
**Cape Cods feature a 7/12 roof pitch, 8" overhangs**  
**with wide faceboards, and transom doors.**



## 10x16 Cape Cod

Grey Vinyl Siding • White Trim • Charcoal Shingles  
*Optional: Classic Vents • Flower Boxes*



## 10x20 Cape Cod

Dark Grey Smart Siding • Cream Trim • Charcoal Shingles  
*Optional: Extra Set of Transom Doors*  
*Cream Doors • Cupola • Weather Vane*

Size	50 Yr. LP Smart Siding	0% Down 9.9% APR 96 MOS	Lifetime Vinyl Siding	0% Down 9.9% APR 96 MOS
8x10	\$3115	\$47	\$3498	\$53
8x12	3366	51	3643	55
8x16	3868	59	4264	65
↑ 6' wide x 6' high double doors ↑				
10x10	3432	52	3947	60
10x12	3736	57	4277	65
10x14	4013	61	4554	69
10x16	4343	66	4858	74
10x20	4805	73	5531	84
↑ 6' wide x 6' high double doors ↑				
12x16	4923	75	5775	88
12x20	5734	87	6310	96
12x24	6559	100	7102	108
12x28	7288	111	7894	120
12x30	7728	117	8329	127
12x32	8209	125	8699	132
12x36	8883	135	9398	143
12x40	9570	145	10204	155
14x20	6862	104	7471	114
14x24	7755	118	8408	128
14x28	8855	135	9306	141
14x32	9749	148	10217	155
14x36	10629	162	11194	170
14x40	11743	178	12236	186
↑ 6' wide x 6' high double doors ↑				
<b>Plus 6% Sales Tax</b> <b>Includes (2) 18"x36" windows with screens &amp; vinyl shutters</b> <b>6'10" interior wall height</b> <b>14' wide sheds are 6" less at the base</b>				



## 12x20 Cape Cod

Beige Smart Siding • Clay Trim  
 Weatherwood Shingles  
*Optional: Clay Doors*  
*Cupola • Classic Vents*  
*Customer-supplied Flower Boxes*



## 10x16 Cape Cod

Clay Vinyl Siding • White Trim • Black Shutters • Charcoal Shingles  
*Optional: Transom Dormer • Classic Vents • Extra Transom Door*  
*All Doors Painted Red*



# HIP ROOFS

Create a **FLORIDA ROOM** by adding a window package and finished interior!



## 10x14' Hip Roof

White Smart Siding • Tan Trim • Copper Metal Roof  
Optional: Transom Doors • 8" Roof Overhangs  
Copper Metal Roof



## 10x16 Hip Roof

Light Grey Smart Siding • Dark Grey Trim • Grey Shingles  
Optional: Transom Doors • 8" Roof Overhangs  
Dark Grey Doors



## 12x12 Hip Roof

Clay Vinyl Siding • Brown Trim & Door • Hickory Shingles  
Optional: Florida Room Window Package  
24" Vinyl Cupola • Painted House Door



## 12x16 Hip Roof

Beige Smart Siding • Clay Trim • Weatherwood Shingles  
Optional: Florida Room Window Package  
Cupola • 8" Roof Overhangs • Painted 15-Lite Door  
Insulated • Electrical Package • Knotty Pine Interior

Size	50 Yr. LP Smart Siding	0% Down 9.9% APR 96 MOS	Lifetime Vinyl Siding	0% Down 9.9% APR 96 MOS
8x10	\$3155	\$48	\$3947	\$60
8x12	3353	51	4184	64
8x16	3749	57	4686	71
↑ 4' wide x 6' high double doors ↑				
10x10	3643	55	3986	61
10x12	3881	59	4396	67
10x14	4171	63	4752	72
10x16	4462	68	5095	77
10x20	4963	75	5755	87
↑ 5' wide x 6' high double doors ↑				
12x16	5227	79	5557	84
12x20	5834	89	6362	97
12x24	6560	100	7154	109
12x28	7326	111	7973	121
12x30	7630	116	8356	127
12x32	8026	122	8752	133
12x36	8765	133	9491	144
12x40	9557	145	10388	158
14x20	6996	106	7828	119
14x24	7603	116	8712	132
14x28	8461	129	9649	147
14x32	9200	140	10454	159
14x36	10006	152	11207	170
14x40	11035	168	12197	185
↑ 6' wide x 6' high double doors ↑				

Plus 6% Sales Tax  
Includes (2) 18"x36" windows with screens & vinyl shutters  
6'5" interior wall height  
14' wide sheds are 6" less at the base

You guys do fantastic work. If you need any references, I will be glad to recommend your company to anyone.

~ Doug Dzinski, Gouldsboro, PA



# HORSE BARNS

## Horse Barn Features:

- Pressure-treated 6x6 foundation skids
- Steel corner braces with tow hooks
- (1) 4'x7' Dutch door with chew guard per stall
- (1) 18"x27" window with grill per stall
- Powder-coated stall grills between stalls

Run-in Sheds 50 Yr. LP Smart Siding			Enclosed Horse Barns 50 Yr. LP Smart Siding	
Size	Price	0% Down 9.9% APR 96 MOS	Price	0% Down 9.9% APR 96 MOS
10x10	\$3102	\$47	\$3709	\$56
10x12	3392	52	4000	61
10x16	4068	62	4686	71
⬆️ (1) 8' Opening ⬆️			⬆️ (1) Stall ⬆️	
10x20	4646	71	6336	96
10x24	5227	79	6917	105
10x28	5887	89	7564	115
12x20	5135	78	6970	106
12x24	5716	87	7550	115
12x28	6296	96	8131	124
⬆️ (2) 8' Openings ⬆️			⬆️ (2) Stalls ⬆️	
12x32	7036	107	9636	146
12x36	7775	118	10375	158
12x40	8514	129	11880	181
⬆️ (3) 8' Openings ⬆️			⬆️ (3) Stalls ⬆️	
Optional Metal Siding – Add 25%				
Plus 6% Sales Tax				
Includes 2x8 Tongue and Groove Kickboard 4' high				



### 12x36 Run-in Shed

Clay Metal Siding • White Trim  
Weatherwood Shingles

Optional: Metal Sides  
8x12 Feed Room • 24" Vinyl Cupola

### Run-in Shed Options:

- Add a partition with powder-coated grill (\$600)
  - Convert a section any size into a feed room. Includes a floor, man door, & window (\$300)
- No kickboard - deduct \$1.50 sq. ft.



### 10x20 Horse Barn

Brown Urethane Stain • Tan Trim • Shakeswood Shingles  
Optional: Urethane Stain • Classic Vents • Feed Room

Convert a horse barn stall into a feed room at NO charge.

# DOG KENNELS

Size	50 Yr. LP Smart Siding	0% Down 9.9% APR 96 MOS
6x8	\$3080	\$47
8x8	3357	51
8x10	3832	58
8x12	4418	67
8x14	5005	76
10x10	4466	68
10x12	5148	78
10x14'	5922	90
Plus 6% Sales Tax		

### 8x10 Dog Kennel

Beige Smart Siding • Clay Trim  
Weatherwood Shingles

Optional: Divider (\$700) • Classic Vents



### Dog Kennel Features

- Man door on back wall
- Storage loft above kennel
- Chain link & poly decking

## Dog Houses

Large  
33"w x 43"l x 41"h  
\$175

Medium  
25"w x 33"l x 34"h  
\$150

Small  
21"w x 25"l x 28"h  
\$125



# CHICKEN COOPS

Size	50 Yr. LP Smart Siding	0% Down 9.9% APR 96 MOS
5x6	\$1663	\$25
6x8	2006	30
8x8	2363	36
8x10	2838	43
8x12	3194	49
Plus 6% Sales Tax		

### 5'x6' Chicken Coop

Beige Smart Siding • Brown Trim  
Weatherwood Shingles

Optional: Chicken wire enclosed bottom with trap door and ramp - Add \$200



# PLAYHOUSES

Size	50 Yr. LP Smart Siding	0% Down 9.9% APR 96 MOS
8x10	\$3036	\$46
8x12	3432	52
8x14	3828	58
Plus 6% Sales Tax		
Includes:		
• Man door on back wall		
• Loft with ladder above porch		
• Porch railing		

### 8x10 Playhouse

White Smart Siding • Pink Trim  
Black Shutters • Charcoal Shingles  
Standard as Shown





# 1-CAR GARAGES

**PORTABLE • STURDY-BUILT • ECONOMICAL STORAGE**

*Designed for Cars, Trucks, Tractors, Collectibles, and More!*

**CHOOSE BETWEEN A-FRAME AND DUTCH STYLE**



## 12x28 A-Frame Garage

Olive Vinyl Siding • Clay Trim • Weatherwood Shingles

*Optional: 16" Front Overhang  
Clay Garage Door • Classic Vents  
Double Side Doors Painted Clay*



## 14x40 A-Frame Garage

Cream Smart Siding • Green Trim • Shakewood Shingles

*Optional: 16" Front Overhang • Ramp  
Gable Vents • Crossbuck Door Trim  
24" Vinyl Cupola • Weather Vane  
Customer Installed Gutters*



## 12x24 Dutch Garage

Clay Smart Siding • Brown Trim  
Hickory Shingles

*Optional: Brown Garage Door  
Classic Vents • Ramp  
Crossbuck Door Trim*



## 14x24 Dutch Garage

Grey Vinyl Siding • White Trim • Charcoal Shingles

*Optional: Classic Vents • Ramp*

Size	50 Yr. LP Smart Siding	0% Down 9.9% APR 96 MOS	Lifetime Vinyl Siding	0% Down 9.9% APR 96 MOS
10x16	\$5346	\$81	\$6151	\$93
10x20	5940	90	6838	104
↑ 8' wide x 7' high garage door ↑				
12x16	5821	88	6574	100
12x20	6521	99	7392	112
12x24	6943	106	8171	124
12x28	7405	113	8884	135
12x30	7775	118	9174	139
12x32	8144	124	9623	146
12x36	8884	135	10507	160
12x40	9623	146	11220	171
14x20	7022	107	8118	123
14x24	7748	118	8910	135
14x28	8633	131	9702	147
14x32	9530	145	10666	162
14x36	10441	159	11695	178
14x40	11524	175	12672	193

↑ 9' wide x 7' high garage door ↑

**Plus 6% Sales Tax**  
**Includes (1) 3x6 man door and (2) 24"x36" windows**  
**10' and 12' wides are full width**  
**14' wides are 6" less at the base**  
**(Due to shipping regulations)**  
**11'3" overall height**



# Modular Garage Benefits Pages 12-15

- ✓ Modular garages cost 20-40% less than stick-built construction.
- ✓ Our buildings are manufactured in a climate-controlled facility with better quality control.
- ✓ Extra sturdy built construction to withstand transporting.
- ✓ A wooden floor does not draw moisture as in concrete (perfect for antique cars!)
- ✓ Heavy-duty pressure-treated floor engineered for everyday vehicle use (450 lbs./sq. ft. rating).
- ✓ Will easily accommodate full-sized pickup trucks and more!
- ✓ We can also install a (floorless garage) on a customer-provided concrete pad.
- ✓ Your garage will arrive in 2 sections and is generally completed in one day!
- ✓ High quality garage doors with torsion springs will easily accommodate electric openers.
- ✓ All we need is a level 4" thick gravel pad to set the garage down on.
- ✓ Short lead times.

**FREE DELIVERY & SETUP** *within 20 miles included!*

## 1-CAR 2-STORY GARAGES

**Double Your Floor  
Square Footage**

### Limited Ground Space? BUILD UPWARD!

#### First Floor Includes:

- (2) 24"x36" Windows
- (1) 9-Lite House Door



**1st Floor**

#### Second Floor Includes:

- (2) 24"x36" Windows



**2nd Floor**

Size	50 Yr. LP Smart Siding	0% Down 9.9% APR 96 MOS	Lifetime Vinyl Siding	0% Down 9.9% APR 96 MOS
12x20	\$9834	\$149	\$12065	\$183
12x24	11141	169	13649	207
12x28	12725	193	15576	237
12x30	13477	205	16368	249
12x32	14454	220	17186	261
12x36	16051	244	19034	289
12x40	17556	267	20803	316
14x20	12764	194	15325	233
14x24	14507	221	17226	262
14x28	15972	243	18599	283
14x32	17622	268	20486	311
14x36	19404	295	22572	343
14x40	21041	320	24407	371
14x44	22625	344	26017	395
14x48	24209	368	27839	423

↑ 9' wide x 7' high garage doors ↑

Plus 6% Sales Tax  
14' wides are 6" less at the base  
(due to shipping regulations)  
12' wides are full width at the base  
16'8" overall height



**14x28 2-Story Garage**

Clay Smart Siding • White Trim • Clay Metal Roof  
Standard as Shown



**12x24 2-Story Garage**

Grey Vinyl Siding • White Trim • Blue Metal Roof  
Optional: Ramp

We are very pleased with the overall quality & customer service. We love our garage! A lot less hassle & less expensive than hiring a contractor.

~ Deb Dickens, Pine Grove, PA



# 2-CAR 1-STORY MODULAR GARAGES

*Protect your investments with a quality-built garage!*

## Includes:

- (3) 24"x36" Windows
- (1) 9-Lite House Door



### 24x24 2-Car 1 Story Garage

Red Smart Siding • Light Grey Trim • Charcoal Metal Roof  
*Standard as Shown*



### 24x36 2 Car 1 Story Garage

Clay Smart Siding • White Trim • Green Metal Roof  
*Optional: Ramps*



### 20x28 2-Car 1 Story Garage

Cream Vinyl Siding • White Trim • Hickory Shingles  
*Optional: Ramps and Shingled Roof*



### 24x40 2-Car 1-Story Garage

Clay Smart Siding • White Trim • Charcoal Metal Roof  
*Optional: Double Doors • Crossbuck Door Trim  
3 Ramps • Garage Doors on Eave Side*

Size	50 Yr. LP Smart Siding	0% Down 9.9% APR 96 MOS	Lifetime Vinyl Siding	0% Down 9.9% APR 96 MOS
20x20	\$9860	\$150	\$11801	\$179
20x24	11471	174	13754	209
20x28	13134	200	15642	238
↑ (2) 8' wide x 7' high garage doors ↑				
24x24	12725	193	15233	232
24x28	14599	222	17530	266
24x30	15431	235	18559	282
24x32	16064	244	19193	292
24x36	17728	269	20434	311
24x40	19602	298	22110	336
24x44	21476	326	24697	375
24x48	23351	355	26849	408
28x24	15840	241	18216	277
28x28	18216	277	20948	318
28x32	19800	301	22770	346
28x36	22176	337	25502	388
28x40	24552	373	28235	429
28x44	26928	409	30967	471
28x48	29304	445	33700	512

↑ (2) 9' wide x 7' high garage doors ↑

**Plus 6% Sales Tax**  
20' and 24' wides are full width at the base  
28' wides are 11" less at the base  
(due to shipping regulations)  
11'4" overall height



# 2-STORY A-FRAME GARAGES

## SECOND FLOOR IS GREAT FOR:

*Game Room • Home Office • Man Cave • Storage • Workshop • In-Law Quarters*

### First Floor Includes:

- (4) 24"x36" Windows
- (1) 9-Lite House Door



**1st Floor**

### Second Floor Includes:

- (4) 24"x36" Windows
- 7/12 Roof Pitch



**2nd Floor**

*I have never seen such teamwork. All they did was nod at each other. They worked so efficiently. A 2-story garage assembled & ready to use all in one day! Unbelievable!*

*~ Don, Laddsborg, PA*



### 24x24 2-Story A-Frame Garage

Chestnut Smart Siding • White Trim  
Black Shutters • Clay Metal Roof

*Optional: Carriage Style Doors • 2 Ramps*



### 24x24 2-Story A-Frame Garage

Light Grey Smart Siding • White Trim  
Green Metal Roof

*Optional: Standard as Shown*

Size	50 Yr. LP Smart Siding	0% Down 9.9% APR 96 MOS	Lifetime Vinyl Siding	0% Down 9.9% APR 96 MOS
20x20	\$15655	\$238	\$18150	\$276
20x24	18520	281	21899	333
20x28	20856	317	25027	380
↑ (2) 8' wide x 7' high garage doors ↑				
24x24	20354	309	23615	359
24x28	23351	355	25199	383
24x30	24605	374	26690	406
24x32	25648	390	29410	447
24x36	28367	431	32142	489
24x40	31284	476	35878	545
24x44	34201	520	39323	598
24x48	37118	564	42676	649
28x24	25080	381	28842	438
28x28	27588	419	31733	482
28x32	30096	457	34610	526
28x36	32604	496	37495	570
28x40	35112	534	40379	614
28x44	38016	578	43718	665
28x48	41184	626	47362	720
↑ (2) 9' wide x 7' high garage doors ↑				
<b>Plus 6% Sales Tax</b> 20' wides are full width at the base 24' and 28' wides are 11" less at the base (due to shipping regulations) 18' overall height				



### 24x24 2-Story A-Frame Garage

Clay Smart Siding  
Red Trim • Black Shutters  
Red Metal Roof

*Optional: 2-Tone Sides • Ramps*



### 24x28 2-Story A-Frame Garage

Grey Vinyl Siding • White Trim • Charcoal Shingles

*Optional: Carriage Style Doors • Ramps  
Shingled Roof*



# 2-STORY GAMBREL GARAGES

*Gambrel Roof will Maximize Your Head Room Upstairs!*

## First Floor Includes:

- (4) 24"x36" Windows
- (1) 9-Lite House Door



**1st Floor**

## Second Floor Includes:

- (4) 24"x36" Windows



**2nd Floor**



### 24x24 2-Story Gambrel Garage

Light Grey Smart Siding • Blue Trim • Blue Metal Roof  
Optional: Carriage Style Doors • 2 Ramps  
2-Tone Sides



### 20x20 2-Story Gambrel Garage

Red Smart Siding • White Trim  
Dark Grey Shutters  
Charcoal Metal Roof  
Optional: 2 Ramps



### 28x36 2-Story Gambrel Garage

Avocado Smart Siding • Clay Trim  
Red Shutters • Clay Metal Roof  
Optional: Clay Doors  
8' High Carriage Style Doors  
on Eave Side

8 foot high doors require  
1 foot higher side walls  
\$2.00 per sq. ft.



### 24x30 2-Story Gambrel Garage

Grey Vinyl Siding • White Trim • Charcoal Metal Roof  
Optional: 8' High Carriage Style Doors  
12x30 Lean-to • 2-Tone Sides  
Pointed Roof Overhang • 3 Ramps • Patio Doors

*Your crew did an amazing job! People driving by almost run off the road when they see this beautiful garage you built.*

*~ Harold Willis, Beach Haven, PA*

Size	50 Yr. LP Smart Siding	0% Down 9.9% APR 96 MOS	Lifetime Vinyl Siding	0% Down 9.9% APR 96 MOS
20x20	\$16500	\$251	\$19813	\$301
20x24	19892	302	23866	363
20x28	22651	344	27192	413
↑ (2) 8' wide x 7' high garage doors ↑				
24x24	22202	337	26638	405
24x28	25516	388	30334	461
24x30	26915	409	30730	467
24x32	28116	427	32934	501
24x36	31139	473	35812	544
24x40	34373	522	39468	600
24x44	37620	572	43124	655
24x48	40775	620	46688	710
28x24	28512	433	32736	498
28x28	31020	472	35666	542
28x32	33528	510	38557	586
28x36	36432	554	41897	637
28x40	39468	600	46913	713
28x44	42636	648	49031	745
28x48	45804	696	52675	801

↑ (2) 9' wide x 7' high garage doors ↑

Plus 6% Sales Tax

20' wides are full width at the base  
24' and 28' wides are 11" less at the base  
(due to shipping regulations)  
18' overall height

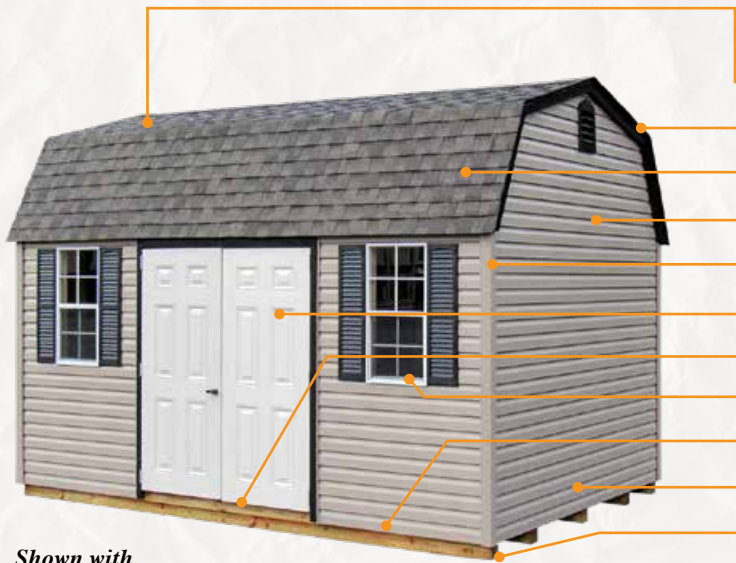
*Then you will know the Truth, and the Truth will set you free. – John 8:32*





# HIGH-QUALITY SHED CONSTRUCTION STANDARDS

**10-YEAR**  
*Top to Bottom*  
**WARRANTY**  
*The Best in the Industry!*




*Shown with  
Optional Classic Vents*

- ✓ GAF (Lifetime Warranty) Architectural Shingles
- ✓ 15 lb. Roofing Felt Paper
- ✓ High Quality Kiln-dried 2x4 Studs & Rafters – 16" Spacing
- ✓ GP Lifetime Warranty Vinyl Siding
- ✓ Vinyl Coated Woodgrain Aluminum Trim
- ✓ Fiberglass Doors with Stainless Hinges & Keyed Lock
- ✓ Diamond Plate Threshold (Aluminum)
- ✓ Aluminum Frame Windows with Screens and Shutters
- ✓ 5/8" Premium Plywood Flooring (300 PSF)
- ✓ Pressure-treated 2x4 Floor Joists – 16" Spacing
- ✓ Pressure-treated 4x4 Runners

## ↑ VINYL SHED STANDARDS ↑

**All our SHEDS and GARAGES are designed & built for a  
50 PSF SNOW LOAD and 90 MPH WINDS**

## ↓ PAINTED SHED STANDARDS ↓



*Shown with  
Optional Classic Vents*


- ✓ GAF (Lifetime Warranty) Architectural Shingles
- ✓ 15 lb. Roofing Felt Paper
- ✓ High Quality Kiln-dried 2x4 Studs & Rafters – 16" Spacing
- ✓ 50-Year Warranty LP Smart Siding with 2 Coats Premium Acrylic Paint
- ✓ 2x4 Sturdy-Built Doors with Rust-proof Hinges, & Keyed Lock
- ✓ Diamond Plate Threshold (Aluminum)
- ✓ Aluminum Frame Windows with Screens and Vinyl Shutters
- ✓ 5/8" Premium Plywood Flooring (300 lbs. per sq. ft. rating)
- ✓ Pressure-treated 2x4 Floor Joists – 16" Spacing
- ✓ Pressure-treated 4x4 Runners







# HIGH-QUALITY GARAGE CONSTRUCTION STANDARDS



*Shown with Optional  
16" Front Overhang and Classic Vents*

- ✓ GAF (Lifetime Warranty) Architectural Shingles
- ✓ 15 lb. Roofing Felt Paper
- ✓ High Quality Kiln-dried 2x4 Studs & Rafters – 16" Spacing
- ✓ GP (Lifetime Warranty) Vinyl Siding
- ✓ **OR** (50-Year Warranty) LP Smart Siding with 2 Coats Premium Acrylic Paint
- ✓ Insulated Garage Door with Smooth Operating Torsion Springs (Electric Opener Compatible)
- ✓ Diamond Plate Threshold (Aluminum)
- ✓ 3x6 Fiberglass Man Door with Vinyl Siding
- ✓ **OR** 3x6 Wood Man Door with Smart Siding
- ✓ (2) 24"x36" Aluminum Windows with Screens & Shutters
- ✓ 3/4" Pressure-treated Plywood Floor (450 lbs. per sq. ft. rating)
- ✓ Pressure-treated 2x4 Floor Joists – 12" Spacing
- ✓ Pressure-treated 4x4 Runners

## ↑ 1-CAR GARAGE STANDARDS ↑

**50 PSF SNOW LOAD • 90 MPH WIND RATING**

## ↓ 2-CAR AND 2 STORY GARAGE STANDARDS ↓



*Shown  
with Optional  
Ramps and  
Wood Shutters*

### Second Floor:

- ✓ 2x6 Floor Joists – 16" Spacing
- ✓ 2x8 Joists with 14 & 28 Wide Buildings
- ✓ 5/8" Plywood Flooring (Premium)
- ✓ Stairway to Second Floor

- ✓ 28 GA. 40-Year Warranty G-100 Metal Roof
- ✓ High Quality Kiln-dried 2x6 Rafters – 24" Spacing
- ✓ High Quality Kiln-dried 2x4 Studs – 16" Spacing
- ✓ 50-Year Warranty LP Smart Siding with 2 Coats Premium Acrylic Paint
- ✓ **OR** GP Lifetime Warranty Vinyl Siding
- ✓ Insulated Garage Doors with Smooth Operating Torsion Springs (Electric Opener Compatible)
- ✓ Diamond Plate Thresholds (Aluminum)
- ✓ 9-Lite Fiberglass House Door (Insulated)
- ✓ 24"x36" Aluminum Windows with Screens & Vinyl Shutters
- ✓ 3/4" Pressure-treated Plywood Floor (450 lbs. per sq. ft. rating)
- ✓ Pressure-treated 2x4 Floor Joists – 12" Spacing
- ✓ Pressure-treated 4x4 Runners
- ✓ 15'6" Center Wall Open Span (Between the Two Halves)





# OPTIONS for SHEDS and GARAGES

## VENTILATION

Gable Vents .....	\$20 ea.
Classic Gable Vents.....	\$40 ea.
Shingle over Ridge Vent.....	\$7.00 per ft.

## WINDOWS

Additional 18"x36" or 24"x36" with Screens & Shutters .....	\$100
Upgrade to Insulated 24"x36" .....	\$125
Additional Insulated 24"x36" .....	\$250
Florida Room Package Includes 8 – 48"x54" Slider Windows .....	\$2,400
18" Octagon or 24"x12" Sunburst.....	\$150
24" Vinyl Flower Box .....	\$40
Z-Style Wood Shutters .....	\$50 per set
Wooden Slat Shutters .....	no charge
Credit to Delete a Window .....	\$40

## DOORS

Crossbuck Trim on Wood Doors .....	\$25 ea. door	
12" Decorative Hinges.....	\$10 per hinge	
Higher or Wider Wood Doors.....	\$75 per ft	
Paint Wood or Fiberglass Slab Doors Contrast Color .....	\$75 ea. door	
Paint 9-Lite Fiberglass House Door.....	\$150	
Extra Single Wood Door .....	\$150	
Extra Double Wood Doors.....	\$250	
Extra Single Fiberglass Door (for Vinyl Siding).....	\$200	
Extra Double Fiberglass Door (for Vinyl Siding) .....	\$400	
Add Transom to Wood or Fiberglass Door.....	\$100 6' Double .....	\$200
Add 9-Lite Arch to 6' Double Fiberglass Slab Doors .....	\$500	
Upgrade Wood Door to Fiberglass Slab Door .....	\$200 ea. door	
Upgrade Wood Door to 9-Lite or Solid House Door (outswing) .....	\$350	
Convert to (inswing) Includes Vinyl Jamb .....	\$150	
Extra 9-Lite or Solid Fiberglass House Door (inswing).....	\$400	

## GARAGE DOORS

Upgrade Wood or Fiberglass Doors to Garage Door .....	\$500
Additional Garage Door 6'wx6'h, 8'wx7'h, 9'wx7'h .....	\$650
Move Garage Door to Eave Side .....	\$100
9'wx8'h Garage Door – Only available in 14'w Dutch Style and All 2-Story Garages .....	\$300
Add Regular Windows in Garage Door .....	\$200
Upgrade to Carriage Style Garage Door .....	\$350
Credit to Delete a Garage Door .....	\$300
Add Color to your Garage Door – Brown, Sandstone, Tan .....	\$100
Green, Black, Woodgrain.....	\$300

## PORCHES

Porch within the Shed Size .....	\$10 sq. ft.
Straight Baluster Railing.....	\$20 ln. ft.
Sunburst Railing .....	\$30 ln. ft.
Vinyl Baluster Railing.....	\$35 ln. ft.

## RAMPS

4' Wide .....	\$85
5' Wide .....	\$95
6' Wide .....	\$105
8' or 9' Wide.....	\$150

## LOFTS

4'x8' .....	\$85
4'x10' .....	\$95
4'x12' .....	\$105
4'x14' .....	\$150

## SHELVING

Shelving or Work Bench .....	\$4.00 sq. ft.
------------------------------	----------------

## ELECTRICAL

1 Light and Switch, 1 Outlet with Exterior Hook-up Ready .....	\$250
Additional Lights or Outlets .....	\$50
100 Amp Breaker Box .....	\$200
52" Ceiling Fan/Light Combo .....	\$250

## FLOORS

8" O.C. Spacing 2x4 Floor Joists .....	\$1.00 sq. ft.
12" O.C. Spacing 2x4 Floor Joists .....	\$0.50 sq. ft.
2x6 Floor Joists 12" O.C. Spacing .....	\$1.50 sq. ft.
3/4" Pressure-treated Plywood .....	\$1.50 sq. ft.
R-7 Double Bubble Insulation.....	\$1.00 sq. ft.
R-13 Fiberglass Insulation with 28 ga. Metal Bottom.....	\$4.50 sq. ft.
Floorless Option Includes: PT 6x6 Bottom Plate	
Anchored to Cement Floor Including Additional Labor .....	\$1.00 sq. ft.
Minimum .....	\$300
6" Cement Floor with Fiber 4000 PSI.....	\$6.50 sq. ft.

## WALLS AND SIDING

2x6 Wall Studs 16" O.C. ....	\$1.50 sq. ft.
House Wrap Under Vinyl Siding .....	\$0.50 sq. ft.
Two-Tone Painted Sides (any size shed).....	\$300
Unpainted Shed .....	3% Off
Custom Non-Stock Vinyl Siding .....	20% Upcharge
Vinyl Log Siding.....	45% more than Vinyl Prices
Wood Log Siding (stained) .....	25% more than Vinyl Prices
Stone Veneer .....	\$25 per sq. ft. of Stone
Urethane Stain.....	\$1.00 sq. ft.
Metal Siding, LP Batten or Lap Siding.....	10% more than Vinyl Prices
Partition Enclosed to the Roof .....	\$25 per ln. ft.

## FINISHED INTERIORS

R-13 2x4 Wall Insulation.....	\$1.50 sq. ft.
R-13 2x4 Roof Insulation.....	\$1.75 sq. ft.
R-19 2x6 Wall Insulation.....	\$1.75 sq. ft.
R-19 2x6 Roof Insulation.....	\$2.00 sq. ft.
Tongue & Groove Knotty Pine Walls & Ceiling.....	\$10.00 sq. ft.
Two Coats Clear Lacquer .....	\$2.00 sq. ft.
Linoleum Flooring (includes Luwan).....	\$5.00 sq. ft.

## 2-CAR MODULAR GARAGE

Enlarge center wall open span between the 2 halves from standard 15'6" to 19'6" clear span.....	\$300 24' clear span.....	\$500
--	---------------------------	-------

## ROOFS

Transom Dormer.....	\$100 per ln. ft.	Vinyl.....	\$150 per ln. ft.
Gutters & Downspouts.....			\$7.00 ln. ft.
TeckShield Roof Sheathing.....			\$0.50 sq. ft.
Double Bubble Condensation Barrier for Metal Roofs.....			\$1.50 sq. ft.
Metal Roofing for A-Frame, Quaker or Cape Cod Sheds.....			\$1.25 sq. ft.
Metal Roofing for Dutch, Barn, Hip or Dormer Sheds.....			\$2.50 sq. ft.
8" Eave Overhang (not available on Barn Style) .....			\$10.00 per ft.
16" Gable Overhang Available on Any Shed.....			\$12.00 per ft.
Shingles on 2-Car and 2-Story Garage .....			\$1.00 sq. ft.

## CUPOLAS

18" White Vinyl with Black Metal Roof.....	\$200
24" White Vinyl with Black Metal Roof.....	\$300
18" White Vinyl with Concave Copper Roof and Windows .....	\$400
24" White Vinyl with Concave Copper Roof and Windows .....	\$500
Vent for the Cupola.....	\$50
24" Black Weathervane – Eagle, Rooster, Horse & Buggy.....	\$100




Please see salesman  
for actual color samples

# COLOR CHOICES


## LP SMART SIDING PAINT – TRIM, DOOR & SHUTTER COLORS



## GP VISION PRO VINYL SIDING COLORS (Lifetime Warranty)



## ALUMINUM TRIM FOR VINYL SIDING – DOORS, FASCIA, AND SHUTTER COLORS



## GAF TIMBERLINE SHINGLE COLORS (Lifetime Warranty)



## 28 GA. PREMIUM G-100 METAL ROOFING (40-Year Warranty, more colors available)



## URETHANE STAIN



## RENT-TO-OWN

Up to \$7,500 – 1 Month Down Payment

### 0-48 MONTH TERMS • NO CREDIT CHECK

The rental agreement is on a month to month basis.  
When you stop making payments, we pick up the shed.

### EXAMPLE: RENT-TO-OWN

\$2,500 for 48 Months. . . . . Rental Fee . . . . . \$105 per month  
\$5,000 for 48 Months. . . . . Rental Fee . . . . . \$209 per month  
\$7,500 for 48 Months. . . . . Rental Fee . . . . . \$313 per month

**NO prepayment or early pay off penalty**

**NOW YOU CAN HAVE STORAGE AT HOME!**



**SAY GOODBYE TO STORAGE DOWN THE ROAD**

## FINANCING


Up to \$60,000 – 0% Down Payment

### 96 MONTH TERM • 9.99% APR BASED ON CREDIT APPROVAL

### EXAMPLE: FINANCE

\$2,500 for 96 Months. . . . . \$38 per month  
\$5,000 for 96 Months . . . . . \$76 per month  
\$10,000 for 96 Months. . . . . \$152 per month  
\$15,000 for 96 Months. . . . . \$228 per month  
\$20,000 for 96 Months. . . . . \$304 per month

**For a fast, no obligation credit check go to:**  
**[www.rockymtnsheds.com](http://www.rockymtnsheds.com)**  
**Click "Financing with Green Sky"**





# Site Prep Recommendations

**T**he customer is responsible for a level pad site. We recommend removing 3-4" of top soil and filling with crushed stone. Pad should be 1 foot larger than the shed on all sides. We recommend using a laser transit to level the pad. Your shed will only be as level as your pad! The use of blocks is discouraged and voids your warranty.

For your peace of mind, **we offer site preparation at \$4.00 sq. ft.**

Includes level site grading 4" thick 2-B stone. If your site is more than one foot off level, additional charges may apply.



*Shed pad shown with **OPTIONAL** 4x4 border for an additional \$2.00 sq. ft. It helps to keep the gravel in place.*

## 20-MILE FREE DELIVERY!

*(from any of our sales lots)*



## Access Requirements

**W**e must have adequate access to deliver your shed or garage. Approximately 60 feet of space is needed for the truck and trailer to pull out from the end of the shed. The roads and driveway going to your site will need to have a minimum of 14 feet height and a width of 2 feet wider than the building. Please check tree limbs and wires for clearance in advance.



### "Mule" Shed Placement (\$100)

*Will go places the truck and trailer cannot access. The Mule is able to make sharp turns with 20,000 lbs. less weight going through your lawn. Check out the video on our website!*



### For Delivery

*Please specify the loading direction of your shed doors: face front, back, driver or passenger side so that your shed will unload facing the way you need it.*

## BUILD ON SITE OPTION

If the Truck and/or the Mule cannot access, stick build on site is available at 30% upcharge.  
For buildings exceeding \$10,000, 20% upcharge.

# Rocky Mountain

• STRUCTURES LLC •

1901 Luxemburg Road • Lykens, PA 17048

**717.365.3796**

[www.rockymtnsheds.com](http://www.rockymtnsheds.com)