

# SHEDS *and* GARAGES

Make a Solid Investment • Eliminate Monthly Storage Fees



## **24x24 2-Car 2-Story Garage**

Tan Vinyl Siding • White Trim • Black Shutters • Copper Metal Roof

*Optional: Carriage Style Doors  
2 Ramps*



## **12x32 1-Car Dutch Garage**

Chestnut Smart Siding • Tan Trim • Shakewood Shingles

*Optional: Classic Vents • Crossbuck Door Trim*



## **10x16 Cape Cod**


Beige Smart Siding • Clay Trim • Green Doors & Shutters  
Shakewood Shingles

*Optional: Transom Dormer • Classic Vents • Extra Transom Door  
All Doors Painted Green • Z Style Shutters*



# AFFORDABLE *Storage Solutions*





A birds-eye view of our manufacturing plant located at the base of the Mahantango Mountain in Lykens, PA.

## CONTENTS

Mini Barns .....	Page 3
A-Frames.....	4
Dutch Barns .....	5
Quakers.....	6
Manors.....	7
Cape Cods .....	8
Hip Roofs .....	9
Animal Shelters & Playhouses.....	10
1-Car Garages .....	11
Modular Garages.....	12
2-Car Garages.....	13
2-Story A-Frame Garages.....	14
2-Story Gambrel Garages .....	15
Construction Standards.....	16-17
Options.....	18
Color Choices & Rent-to-Own .....	19
Site Preparation.....	20

**W**e broke ground in the summer of 2004. Starting from scratch as pioneers, we cleared trees and encountered extreme rocky terrain. Massive boulders were uncovered, and then used for landscaping and rock retaining walls. Hence the name ROCKY MOUNTAIN STRUCTURES was born.

We have been blessed with exceptional employees, and they helped build a raving customer base. We have experienced steady growth, and expanded our facility three times in a down economy. All the glory to our Creator and Provider. With God, nothing is impossible.

Never underestimate the power of high quality workmanship and 100% customer satisfaction.

Rocky Mountain Structures manufactures and delivers 400-500 buildings per year in Pennsylvania and the surrounding states. A combined total of 150+ SHEDS & GARAGES on display 24/7 at eight locations!

## OUR MISSION

Our foremost goal is to produce excellent products and services that will meet or exceed our customers' expectations. Our team strives to bring glory to God through superior service that shows honesty and integrity to all we serve. We are committed to a long-term relationship with our customers.



**Organize Your Stuff**

**10-YEAR**  
*Top to Bottom*  
**WARRANTY**

*The Best in the Industry!*



**20 Mile FREE DELIVERY!**  
(from any of our sales lots)



# MINI BARNs

*Need more headroom?  
See our Dutch Barns on page 5  
for loft storage options.*

*The most economical shed available!*



## 8x10 Mini Barn

Chestnut Smart Siding • Beige Trim  
Shakewood Shingles

*Optional:  
Economy Package • 2 Vents*

## 10x12 Mini Barn

Blue Vinyl Siding • White Trim  
Grey Shingles

*Optional:  
Ramp • Ridge Vent*

Size	50 Yr. LP Smart Siding	0% Down 9.9% APR 96 MOS	Lifetime Vinyl Siding	0% Down 9.9% APR 96 MOS
8x8	\$2176	\$33	\$2717	\$41
8x10	2384	36	2980	45
8x12	2592	39	3230	49
8x16	3007	46	3757	57

↑ 4' wide x 6' high double doors ↑

10x10	2648	40	3341	51
10x12	2952	45	3687	56
10x14	3257	50	4074	62
10x16	3465	53	4324	66
10x20	4074	62	4837	74

↑ 5' wide x 6' high double doors ↑

12x16	3700	56	4574	70
12x20	4393	67	5281	80
12x24	4990	76	6002	91

↑ 6' wide x 6' high double doors ↑

**Plus 6% Sales Tax**  
**Includes (1) 18x27" Window • 42" Interior Wall Height**

## ECONOMY PACKAGE OPTION 8% OFF

*Excludes window, tar paper and  
diamond threshold.  
2x4 studs and rafters 24" spacing versus 16".  
8' and 10' wide sheds are 2x3 studs and rafters.*

## WE MANUFACTURE AND DELIVER ALL TYPES OF BUILDINGS...

*...from very basic storage sheds to elaborate, multi-use portable structures with finished  
interiors, turn-key ready, pre-built and delivered to your location.*



**13x28 Campground Bathhouse**



**10x16 Play School House**



**12x24 Sales Office**

*Delight yourselves in the Lord, and he will give you the desires of your heart. – Psalms 37:4*



# A-FRAMES

*A common style shed that can easily be outfitted with an electrical package, shelving, or even a porch.  
Standard with a 5/12 roof pitch*



## 10x14 A-Frame

Avocado Smart Siding • Beige Trim  
Black Shutters • Charcoal Shingles

*Optional: 16" Front Overhang • Gable Vents*



## 10x12 A-Frame

Clay Vinyl Siding • Brown Trim • Hickory Shingles

*Optional: Gable Vents*

Size	50 Yr. LP Smart Siding	0% Down 9.9% APR 96 MOS	Lifetime Vinyl Siding	0% Down 9.9% APR 96 MOS
8x8	\$2481	\$38	\$3104	\$47
8x10	2688	41	3368	51
8x12	2896	44	3687	56
8x16	3312	50	4144	63
↑ 4' wide x 6' high double doors ↑				
10x10	3049	46	3812	58
10x12	3257	50	4074	62
10x14	3562	54	4435	67
10x16	3867	59	4837	74
10x20	4269	65	5336	81
↑ 5' wide x 6' high double doors ↑				
12x16	4698	71	5253	80
12x20	5460	83	6126	93
12x24	6084	92	6999	106
12x28	6708	102	7762	118
12x30	7069	107	8219	125
12x32	7484	114	8663	132
12x36	8163	124	9383	143
12x40	8940	136	10201	155
14x20	6182	94	7138	108
14x24	6777	103	8274	126
14x28	7886	120	8967	136
14x32	8635	131	9786	149
14x36	9425	143	10742	163
14x40	10340	157	11628	177
↑ 6' wide x 6' high double doors ↑				
<b>Plus 6% Sales Tax</b> <b>Includes (2) 18"x36" windows with screens &amp; vinyl shutters</b> <b>8' &amp; 10' wide sheds 6'5" interior wall height</b> <b>12' &amp; 14' wide sheds 7'5" interior wall height</b> <b>14' wide sheds are 6" less at the base</b>				



## 12x28 A-Frame

Chestnut Smart Siding • Clay Trim  
Weatherwood Shingles

*Optional: Gable Vents*



## 12x16 A-Frame

Clay Vinyl Siding • Blue Trim • Copper Metal Roof  
*Optional: Classic Vents • Ramp • Copper Metal Roof  
24" Copper Top Cupola with Glass*




# DUTCH BARN

**OUR BEST SELLER!** With maximum headroom, you can take advantage of the open space by adding a loft, workbench and shelving.



## 10x14 Dutch Barn

Clay Vinyl Siding • Black Trim • Weatherwood Shingles  
Optional: Classic Vents



## 10x16 Dutch Barn

Red Smart Siding • White Trim • Grey Shingles  
Optional: Classic Vents • Ramp



## 12x24 Dutch Barn

Tan Vinyl Siding • Brown Trim • Hickory Shingles  
Optional: 2nd Set of Double Doors  
• Painted Brown Doors • Gable Vents



We can install lofts & shelving to maximize your storage potential!



## 12x20 Dutch Barn

Cedar Stain • Brown Trim • Hickory Shingles  
Optional: Loft Window • House Door  
6x12 Porch with Railing • Urethane Stain

Size	50 Yr. LP Smart Siding	0% Down 9.9% APR 96 MOS	Lifetime Vinyl Siding	0% Down 9.9% APR 96 MOS
8x10	\$2896	\$44	\$3631	\$55
8x12	3215	49	4019	61
8x16	3728	57	4657	71
↑ 4' wide x 6' high double doors ↑				
10x10	3257	50	4074	62
10x12	3562	54	4269	65
10x14	3867	59	4643	71
10x16	4269	65	4935	75
10x20	4879	74	5821	88
↑ 5' wide x 6' high double doors ↑				
12x16	4698	71	5253	80
12x20	5460	83	6126	93
12x24	6084	92	6999	106
12x28	6708	102	7762	118
12x30	7180	109	8219	125
12x32	7484	114	8663	132
12x36	8163	124	9383	143
12x40	8940	136	10201	155
14x20	6182	94	7138	108
14x24	6777	103	8274	126
14x28	7873	120	8967	136
14x32	8635	131	9786	149
14x36	9425	143	10742	163
14x40	10340	157	11628	177
↑ 6' wide x 6' high double doors ↑				
Plus 6% Sales Tax Includes (2) 18"x36" windows with screens & vinyl shutters 6'5" interior wall height 14' wide sheds are 6" less at the base				

We could not be happier with our shed. The craftsmanship & the materials that were utilized are of excellent quality!

~ Barry, Oley, PA



# QUAKERS

*Old world salt box style building with an offset roof and 16" front overhang.*



## 10x12 Quaker

Brown Smart Siding • Beige Trim • Light Stone Metal Roof

*Optional: Beige Doors • Classic Vents • Metal Roof*



## 8x10 Quaker

White Vinyl Siding • Brown Trim • Hickory Shingles

*Optional: Classic Vents • Ramp*

Size	50 Yr. LP Smart Siding	0% Down 9.9% APR 96 MOS	Lifetime Vinyl Siding	0% Down 9.9% APR 96 MOS
8x10	\$2896	\$44	\$3631	\$55
8x12	3215	49	4019	61
8x16	3728	57	4657	71
↑ 4' wide x 6' high double doors ↑				
10x10	3257	50	4074	62
10x12	3562	54	4269	65
10x14'	3867	59	4643	71
10x16	4269	65	4935	75
10x20	4879	74	5821	88
↑ 5' wide x 6' high double doors ↑				
12x16	4698	71	5253	80
12x20	5460	83	6126	93
12x24	6084	92	6999	106
12x28	6708	102	7762	118
12x30	7180	109	8219	125
12x32	7484	114	8663	132
12x36	8163	124	9383	143
12x40	8940	136	10201	155
↑ 6' wide x 6' high double doors ↑				
<b>Plus 6% Sales Tax</b> <b>Includes (2) 18"x36" windows with screens &amp; vinyl shutters</b> <b>8' front wall interior height</b> <b>6'5" back wall interior height</b>				



## 10x16 Quaker

Cedar Stain • Green Trim • White Shutters • Green Shingles

*Optional: Classic Vents • Green Doors • Urethane Stain*



## 12x20 Quaker

Flint Vinyl Siding • White Trim • Black Shutters • Charcoal Shingles

*Optional: Arched 9-Lite Doors • Ridge Vent • Ramp*



# MANORS

**Complement your home! Dress it up! Manors feature a 7/12 roof pitch.  
Standard with a dormer. Add extra doors and windows as needed!**



## 10x14 Manor

Tan Vinyl Siding • White Trim • Red Doors  
Red Shutters • Shakeswood Shingles

*Optional: 3 Classic Vents  
Extra Door • 3 Painted Doors*



## 10x16 Manor

Cream Vinyl Siding • White Trim  
Black Shutters • Charcoal Shingles

*Optional: 3 Classic Vents*



## 10x12 Manor

Dark Grey Smart Siding • Beige Trim and Doors  
Grey Shingles

*Optional: 3 Classic Vents • Beige Doors  
Crossbuck Door Trim • Ramp*



## 12x24 Manor

Warm Cedar Vinyl Log Siding • Green Trim & Metal Roof

*Optional: Metal Roof • 5 Insulated Windows  
Veneer Stack Stone • Deck • Painted 15-Lite House Door  
Insulated • Electrical Package • Knotty Pine Interior • 8" Roof Overhangs*

Size	50 Yr. LP Smart Siding	0% Down 9.9% APR 96 MOS	Lifetime Vinyl Siding	0% Down 9.9% APR 96 MOS
8x10	\$3312	\$50	\$4144	\$63
8x12	3520	54	4393	67
8x16	3728	57	4920	75
↑ 4' wide x 6' high double doors ↑				
10x10	3936	60	4186	64
10x12	4074	62	4616	70
10x14	4380	67	4990	76
10x16	4685	71	5350	81
10x20	5212	79	6043	92
↑ 5' wide x 6' high double doors ↑				
12x16	5489	83	5836	89
12x20	6126	93	6680	102
12x24	6888	105	7512	114
12x28	7678	117	8371	127
12x30	8025	122	8774	133
12x32	8427	128	9189	140
12x36	9203	140	9965	151
12x40	10021	152	10908	166
14x20	7346	112	8219	125
14x24	7984	121	9148	139
14x28	8885	135	10132	154
14x32	9660	147	10977	167
14x36	10506	160	11767	179
14x40	11587	176	12806	195

↑ 6' wide x 6' high double doors ↑

**Plus 6% Sales Tax**

**Includes (2) 18"x36" windows with  
screens & vinyl shutters**

**6'5" interior wall height**

**14' wide sheds are 6" less at the base**

*I bought 4 of your structures  
over the past 12 years. It has  
always been a pleasure to  
work with your company.*

*~ Jim Oxenrider, Pitman, PA*



# CAPE CODS

**Add value to your property! Storage with a touch of class.**  
**Cape Cods feature a 7/12 roof pitch, 8" overhangs**  
**with wide faceboards, and transom doors.**



## 10x16 Cape Cod

Grey Vinyl Siding • White Trim • Charcoal Shingles  
*Optional: Classic Vents • Flower Boxes*



## 10x20 Cape Cod

Dark Grey Smart Siding • Cream Trim • Charcoal Shingles  
*Optional: Extra Set of Transom Doors*  
*Cream Doors • Cupola • Weather Vane*

Size	50 Yr. LP Smart Siding	0% Down 9.9% APR 96 MOS	Lifetime Vinyl Siding	0% Down 9.9% APR 96 MOS
8x10	\$3271	\$50	\$3673	\$56
8x12	3534	54	3826	58
8x16	4061	62	4477	68
↑ 6' wide x 6' high double doors ↑				
10x10	3604	55	4144	63
10x12	3923	60	4490	68
10x14	4213	64	4782	73
10x16	4560	69	5101	78
10x20	5045	77	5807	88
↑ 6' wide x 6' high double doors ↑				
12x16	5169	79	6064	92
12x20	6020	92	6625	101
12x24	6887	105	7457	113
12x28	7652	116	8289	126
12x30	8114	123	8746	133
12x32	8620	131	9133	139
12x36	9327	142	9868	150
12x40	10049	153	10714	163
14x20	7204	109	7845	119
14x24	8143	124	8829	134
14x28	9298	141	9771	149
14x32	10237	156	10727	163
14x36	11161	170	11754	179
14x40	12330	187	12848	195
↑ 6' wide x 6' high double doors ↑				
<b>Plus 6% Sales Tax</b> <b>Includes (2) 18"x36" windows with</b> <b>screens &amp; vinyl shutters</b> <b>6'10" interior wall height</b> <b>14' wide sheds are 6" less at the base</b>				



## 12x20 Cape Cod

Beige Smart Siding • Clay Trim  
Weatherwood Shingles  
*Optional: Clay Doors*  
*Cupola • Classic Vents*  
*Customer-supplied*  
*Flower Boxes*



## 10x16 Cape Cod

Clay Vinyl Siding • White Trim • Black Shutters • Charcoal Shingles  
*Optional: Transom Dormer • Classic Vents • Extra Transom Door*  
*All Doors Painted Red*



# HIP ROOFS

Create a **FLORIDA ROOM** by adding a window package and finished interior!



## 10x14' Hip Roof

White Smart Siding • Tan Trim • Copper Metal Roof  
Optional: Transom Doors • 8" Roof Overhangs  
Copper Metal Roof



## 10x16 Hip Roof

Light Grey Smart Siding • Dark Grey Trim • Grey Shingles  
Optional: Transom Doors • 8" Roof Overhangs  
Dark Grey Doors



## 12x12 Hip Roof

Clay Vinyl Siding • Brown Trim & Door • Hickory Shingles  
Optional: Florida Room Window Package  
24" Vinyl Cupola • Painted House Door



## 12x16 Hip Roof

Beige Smart Siding • Clay Trim • Weatherwood Shingles  
Optional: Florida Room Window Package  
Cupola • 8" Roof Overhangs • Painted 15-Lite Door  
Insulated • Electrical Package • Knotty Pine Interior

Size	50 Yr. LP Smart Siding	0% Down 9.9% APR 96 MOS	Lifetime Vinyl Siding	0% Down 9.9% APR 96 MOS
8x10	\$3312	\$50	\$4144	\$63
8x12	3520	54	4393	67
8x16	3936	60	4920	75
↑ 4' wide x 6' high double doors ↑				
10x10	3826	58	4186	64
10x12	4074	62	4616	70
10x14	4380	67	4990	76
10x16	4685	71	5350	81
10x20	5212	79	6043	92
↑ 5' wide x 6' high double doors ↑				
12x16	5489	83	5836	89
12x20	6126	93	6680	102
12x24	6888	105	7512	114
12x28	7692	117	8371	127
12x30	8011	122	8774	133
12x32	8427	128	9189	140
12x36	9203	140	9965	151
12x40	10034	153	10908	166
14x20	7346	112	8219	125
14x24	7984	121	9148	139
14x28	8885	135	10132	154
14x32	9660	147	10977	167
14x36	10506	160	11767	179
14x40	11587	176	12806	195
↑ 6' wide x 6' high double doors ↑				

Plus 6% Sales Tax  
Includes (2) 18"x36" windows with screens & vinyl shutters  
6'5" interior wall height  
14' wide sheds are 6" less at the base

You guys do fantastic work. If you need any references, I will be glad to recommend your company to anyone.

~ Doug Dzinski, Gouldsboro, PA



# HORSE BARNS

## Horse Barn Features:

- Pressure-treated 6x6 foundation skids
- Steel corner braces with tow hooks
- (1) 4'x7' Dutch door with chew guard per stall
- (1) 18"x27" window with grill per stall
- Powder-coated stall grills between stalls

Run-in Sheds 50 Yr. LP Smart Siding			Enclosed Horse Barns 50 Yr. LP Smart Siding	
Size	Price	0% Down 9.9% APR 96 MOS	Price	0% Down 9.9% APR 96 MOS
10x10	\$3257	\$50	\$3895	\$59
10x12	3562	54	4200	64
10x16	4271	65	4920	75
⬆️ (1) 8' Opening ⬆️			⬆️ (1) Stall ⬆️	
10x20	4879	74	6653	101
10x24	5489	83	7262	110
10x28	6182	94	7942	121
12x20	5391	82	7318	111
12x24	6002	91	7928	121
12x28	6611	100	8538	130
⬆️ (2) 8' Openings ⬆️			⬆️ (2) Stalls ⬆️	
12x32	7388	112	10118	154
12x36s	8163	124	10894	166
12x40s	8940	136	12474	190
⬆️ (3) 8' Openings ⬆️			⬆️ (3) Stalls ⬆️	
Optional Metal Siding – Add 25%				
Plus 6% Sales Tax				
Includes 2x8 Tongue and Groove Kickboard 4' high				



### 12x36 Run-in Shed

Clay Metal Siding • White Trim  
Weatherwood Shingles

Optional: Metal Sides  
8x12 Feed Room • 24" Vinyl Cupola

### Run-in Shed Options:

- Add a partition with powder-coated grill (\$600)
  - Convert a section any size into a feed room. Includes a floor, man door, & window (\$300)
- No kickboard - deduct \$1.50 sq. ft.



### 10x20 Horse Barn

Brown Urethane Stain • Tan Trim • Shakeswood Shingles  
Optional: Urethane Stain • Classic Vents • Feed Room

Convert a horse barn stall into a feed room at NO charge.

# DOG KENNELS

Size	50 Yr. LP Smart Siding	0% Down 9.9% APR 96 MOS
6x8	\$3234	\$49
8x8	3526	54
8x10	4024	61
8x12	4639	71
8x14	5256	80
10x10	4689	71
10x12	5405	82
10x14'	6218	95
Plus 6% Sales Tax		

### 8x10 Dog Kennel

Beige Smart Siding • Clay Trim  
Weatherwood Shingles

Optional: Divider (\$700) • Classic Vents



### Dog Kennel Features

- Man door on back wall
- Storage loft above kennel
- Chain link & poly decking

## Dog Houses

Large  
33"w x 43"l x 41"h  
\$175

Medium  
25"w x 33"l x 34"h  
\$150

Small  
21"w x 25"l x 28"h  
\$125



# CHICKEN COOPS

Size	50 Yr. LP Smart Siding	0% Down 9.9% APR 96 MOS
5x6	\$1747	\$27
6x8	2107	32
8x8	2481	38
8x10	2980	45
8x12	3354	51
Plus 6% Sales Tax		

### 5'x6' Chicken Coop

Beige Smart Siding • Brown Trim  
Weatherwood Shingles

Optional: Chicken wire enclosed bottom with trap door and ramp - Add \$200



# PLAYHOUSES

Size	50 Yr. LP Smart Siding	0% Down 9.9% APR 96 MOS
8x10	\$3188	\$48
8x12	3604	55
8x14	4019	61
Plus 6% Sales Tax		
Includes:		
• Man door on back wall		
• Loft with ladder above porch		
• Porch railing		

### 8x10 Playhouse

White Smart Siding • Pink Trim  
Black Shutters • Charcoal Shingles  
Standard as Shown





# 1-CAR GARAGES

**PORTABLE • STURDY-BUILT • ECONOMICAL STORAGE**

*Designed for Cars, Trucks, Tractors, Collectibles, and More!*

**CHOOSE BETWEEN A-FRAME AND DUTCH STYLE**



## 12x28 A-Frame Garage

Olive Vinyl Siding • Clay Trim • Weatherwood Shingles

*Optional: 16" Front Overhang  
Clay Garage Door • Classic Vents  
Double Side Doors Painted Clay*



## 14x40 A-Frame Garage

Cream Smart Siding • Green Trim • Shakewood Shingles

*Optional: 16" Front Overhang • Ramp  
Gable Vents • Crossbuck Door Trim  
24" Vinyl Cupola • Weather Vane  
Customer Installed Gutters*



## 12x24 Dutch Garage

Clay Smart Siding • Brown Trim  
Hickory Shingles

*Optional: Brown Garage Door  
Classic Vents • Ramp  
Crossbuck Door Trim*



## 14x24 Dutch Garage

Grey Vinyl Siding • White Trim • Charcoal Shingles

*Optional: Classic Vents • Ramp*

Size	50 Yr. LP Smart Siding	0% Down 9.9% APR 96 MOS	Lifetime Vinyl Siding	0% Down 9.9% APR 96 MOS
10x16	\$5613	\$85	\$6459	\$98
10x20	6237	95	7180	109
↑ 8' wide x 7' high garage door ↑				
12x16	6113	93	6903	105
12x20	6846	104	7762	118
12x24	7291	111	8579	130
12x28	7776	118	9328	142
12x30	8163	124	9633	146
12x32	8551	130	10104	154
12x36	9328	142	11033	168
12x40	10104	154	11781	179
14x20	7373	112	8524	130
14x24	8136	124	9356	142
14x28	9064	138	10187	155
14x32	10007	152	11199	170
14x36	10964	167	12280	187
14x40	12100	184	13306	202

↑ 9' wide x 7' high garage door ↑

**Plus 6% Sales Tax**  
**Includes (1) 3x6 man door and (2) 24"x36" windows**  
**10' and 12' wides are full width**  
**14' wides are 6" less at the base**  
**(Due to shipping regulations)**  
**11'3" overall height**



# Modular Garage Benefits Pages 12-15

- ✓ Modular garages cost 20-40% less than stick-built construction.
- ✓ Our buildings are manufactured in a climate-controlled facility with better quality control.
- ✓ Extra sturdy built construction to withstand transporting.
- ✓ A wooden floor does not draw moisture as in concrete (perfect for antique cars!)
- ✓ Heavy-duty pressure-treated floor engineered for everyday vehicle use (450 lbs./sq. ft. rating).
- ✓ Will easily accommodate full-sized pickup trucks and more!
- ✓ We can also install a (floorless garage) on a customer-provided concrete pad.
- ✓ Your garage will arrive in 2 sections and is generally completed in one day!
- ✓ High quality garage doors with torsion springs will easily accommodate electric openers.
- ✓ All we need is a level 4" thick gravel pad to set the garage down on.
- ✓ Short lead times.

**FREE DELIVERY & SETUP** *within 20 miles included!*

## 1-CAR 2-STORY GARAGES

*Double Your Floor  
Square Footage*

### Limited Ground Space? BUILD UPWARD!

#### First Floor Includes:

- (2) 24"x36" Windows
- (1) 9-Lite House Door



**1st Floor**

#### Second Floor Includes:

- (2) 24"x36" Windows



**2nd Floor**

Size	50 Yr. LP Smart Siding	0% Down 9.9% APR 96 MOS	Lifetime Vinyl Siding	0% Down 9.9% APR 96 MOS
12x20	\$10326	157	\$12668	\$193
12x24	11697	178	14331	218
12x28	13361	203	16355	249
12x30	14152	215	17186	261
12x32	15177	231	18046	274
12x36	16854	256	19986	304
12x40	18434	280	21844	332
14x20	13402	204	16092	245
14x24	15232	232	18087	275
14x28	16771	255	19528	297
14x32	18503	281	21511	327
14x36	20374	310	23701	360
14x40	22092	336	25627	390
14x44	23756	361	27319	415
14x48	25419	386	29230	444

↑ 9' wide x 7' high garage doors ↑

**Plus 6% Sales Tax**  
 14' wides are 6" less at the base  
 (due to shipping regulations)  
 12' wides are full width at the base  
 16'8" overall height



**14x28 2-Story Garage**

Clay Smart Siding • White Trim • Clay Metal Roof  
Standard as Shown



**12x24 2-Story Garage**

Grey Vinyl Siding • White Trim • Blue Metal Roof  
Optional: Ramp

*We are very pleased with the overall quality & customer service. We love our garage! A lot less hassle & less expensive than hiring a contractor.*

*~ Deb Dickens, Pine Grove, PA*



# 2-CAR 1-STORY MODULAR GARAGES

*Protect your investments with a quality-built garage!*

## Includes:

- (3) 24"x36" Windows
- (1) 9-Lite House Door



### 24x24 2-Car 1 Story Garage

Red Smart Siding • Light Grey Trim • Charcoal Metal Roof  
*Standard as Shown*



### 24x36 2 Car 1 Story Garage

Clay Smart Siding • White Trim • Green Metal Roof  
*Optional: Ramps*



### 20x28 2-Car 1 Story Garage

Cream Vinyl Siding • White Trim • Hickory Shingles  
*Optional: Ramps and Shingled Roof*



### 24x40 2-Car 1-Story Garage

Clay Smart Siding • White Trim • Charcoal Metal Roof  
*Optional: Double Doors • Crossbuck Door Trim  
3 Ramps • Garage Doors on Eave Side*

Size	50 Yr. LP Smart Siding	0% Down 9.9% APR 96 MOS	Lifetime Vinyl Siding	0% Down 9.9% APR 96 MOS
20x20	\$10353	\$157	\$12390	\$188
20x24	12044	183	14442	220
20x28	13791	210	16424	250
↑ (2) 8' wide x 7' high garage doors ↑				
24x24	13361	203	15994	243
24x28	15330	233	18406	280
24x30	16202	246	19488	296
24x32	16867	256	20152	306
24x36	18614	283	21456	326
24x40	20582	313	23216	353
24x44	22550	343	25933	394
24x48	24518	373	28191	429
28x24	16632	253	19127	291
28x28	19127	291	21996	334
28x32	20790	316	23909	363
28x36	23285	354	26777	407
28x40	25780	392	29646	451
28x44	28274	430	32516	494
28x48	30769	468	35385	538

↑ (2) 9' wide x 7' high garage doors ↑

**Plus 6% Sales Tax**  
20' and 24' wides are full width at the base  
28' wides are 11" less at the base  
(due to shipping regulations)  
11'4" overall height



# 2-STORY A-FRAME GARAGES

## SECOND FLOOR IS GREAT FOR:

*Game Room • Home Office • Man Cave • Storage • Workshop • In-Law Quarters*

### First Floor Includes:

- (4) 24"x36" Windows
- (1) 9-Lite House Door



**1st Floor**

### Second Floor Includes:

- (4) 24"x36" Windows
- 7/12 Roof Pitch



**2nd Floor**

*I have never seen such teamwork. All they did was nod at each other. They worked so efficiently. A 2-story garage assembled & ready to use all in one day! Unbelievable!*

*~ Don, Laddsbury, PA*



### 24x24 2-Story A-Frame Garage

Chestnut Smart Siding • White Trim  
Black Shutters • Clay Metal Roof

*Optional: Carriage Style Doors • 2 Ramps*



### 24x24 2-Story A-Frame Garage

Light Grey Smart Siding • White Trim  
Green Metal Roof

*Optional: Standard as Shown*

Size	50 Yr. LP Smart Siding	0% Down 9.9% APR 96 MOS	Lifetime Vinyl Siding	0% Down 9.9% APR 96 MOS
20x20	\$16438	\$250	\$19058	\$290
20x24	19446	296	22993	349
20x28	21899	333	26279	399
⬆ (2) 8' wide x 7' high garage doors ⬆				
24x24	21372	325	24795	377
24x28	24518	373	26458	402
24x30	25835	393	28025	426
24x32	26930	409	30880	469
24x36	29785	453	33749	513
24x40	32848	499	37672	573
24x44	35912	546	41289	628
24x48	38974	592	44810	681
28x24	26334	400	30284	460
28x28	28967	440	33319	506
28x32	31601	480	36341	552
28x36	34234	520	39369	598
28x40	36868	560	42397	644
28x44	39917	607	45904	698
28x48	43243	657	49730	756
⬆ (2) 9' wide x 7' high garage doors ⬆				
<b>Plus 6% Sales Tax</b> 20' wides are full width at the base 24' and 28' wides are 11" less at the base (due to shipping regulations) 18' overall height				



### 24x24 2-Story A-Frame Garage

Clay Smart Siding  
Red Trim • Black Shutters  
Red Metal Roof

*Optional: 2-Tone Sides • Ramps*



### 24x28 2-Story A-Frame Garage

Grey Vinyl Siding • White Trim • Charcoal Shingles

*Optional: Carriage Style Doors • Ramps  
Shingled Roof*



# 2-STORY GAMBREL GARAGES

*Gambrel Roof will Maximize Your Head Room Upstairs!*

## First Floor Includes:

- (4) 24"x36" Windows
- (1) 9-Lite House Door



**1st Floor**

## Second Floor Includes:

- (4) 24"x36" Windows



**2nd Floor**



### 24x24 2-Story Gambrel Garage

Light Grey Smart Siding • Blue Trim • Blue Metal Roof  
Optional: Carriage Style Doors • 2 Ramps  
2-Tone Sides



### 20x20 2-Story Gambrel Garage

Red Smart Siding • White Trim  
Dark Grey Shutters  
Charcoal Metal Roof  
Optional: 2 Ramps



### 28x36 2-Story Gambrel Garage

Avocado Smart Siding • Clay Trim  
Red Shutters • Clay Metal Roof  
Optional: Clay Doors  
8' High Carriage Style Doors  
on Eave Side

8 foot high doors require  
1 foot higher side walls  
\$2.00 per sq. ft.



### 24x30 2-Story Gambrel Garage

Grey Vinyl Siding • White Trim • Charcoal Metal Roof  
Optional: 8' High Carriage Style Doors  
12x30 Lean-to • 2-Tone Sides  
Pointed Roof Overhang • 3 Ramps • Patio Doors

*Your crew did an amazing job! People driving by almost run off the road when they see this beautiful garage you built.*

*~ Harold Willis, Beach Haven, PA*

Size	50 Yr. LP Smart Siding	0% Down 9.9% APR 96 MOS	Lifetime Vinyl Siding	0% Down 9.9% APR 96 MOS
20x20	\$16438	\$250	\$19058	\$290
20x24	19446	296	22993	349
20x28	21899	333	26279	399
↑ (2) 8' wide x 7' high garage doors ↑				
24x24	21372	322	24795	377
24x28	24518	370	26458	402
24x30	25835	391	28025	426
24x32	26930	408	30880	469
24x36	29785	452	33749	513
24x40	32848	499	37672	573
24x44	35912	546	41289	628
24x48	38974	592	44810	681
28x24	26334	414	30284	460
28x28	28967	450	33319	506
28x32	31601	486	36341	552
28x36	34234	529	39369	598
28x40	36868	573	42397	644
28x44	39917	619	45904	698
28x48	43243	665	49730	756

↑ (2) 9' wide x 7' high garage doors ↑

Plus 6% Sales Tax

20' wides are full width at the base  
24' and 28' wides are 11" less at the base  
(due to shipping regulations)  
18' overall height

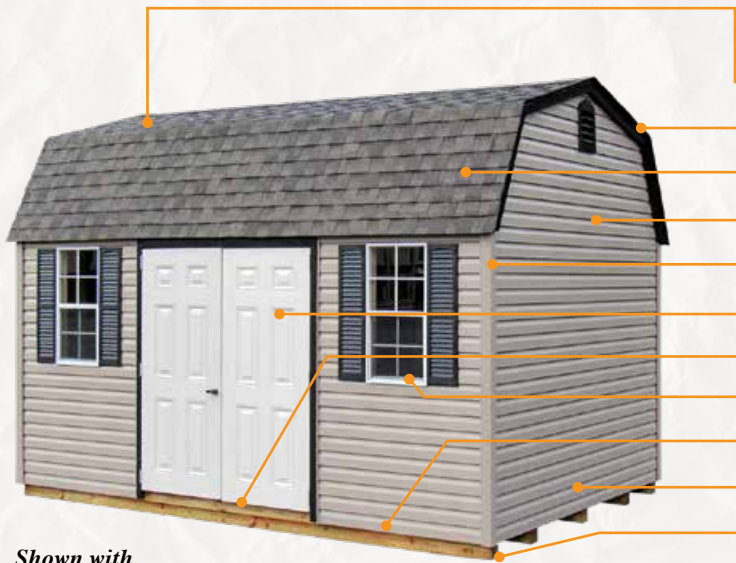
*Then you will know the Truth, and the Truth will set you free. – John 8:32*





# HIGH-QUALITY SHED CONSTRUCTION STANDARDS

**10-YEAR**  
*Top to Bottom*  
**WARRANTY**  
*The Best in the Industry!*




*Shown with  
Optional Classic Vents*

- ✓ GAF (Lifetime Warranty) Architectural Shingles
- ✓ 15 lb. Roofing Felt Paper
- ✓ High Quality Kiln-dried 2x4 Studs & Rafters – 16" Spacing
- ✓ GP Lifetime Warranty Vinyl Siding
- ✓ Vinyl Coated Woodgrain Aluminum Trim
- ✓ Fiberglass Doors with Stainless Hinges & Keyed Lock
- ✓ Diamond Plate Threshold (Aluminum)
- ✓ Aluminum Frame Windows with Screens and Shutters
- ✓ 5/8" Premium Plywood Flooring (300 PSF)
- ✓ Pressure-treated 2x4 Floor Joists – 16" Spacing
- ✓ Pressure-treated 4x4 Runners

## ↑ VINYL SHED STANDARDS ↑

**All our SHEDS and GARAGES are designed & built for a  
50 PSF SNOW LOAD and 90 MPH WINDS**

## ↓ PAINTED SHED STANDARDS ↓



*Shown with  
Optional Classic Vents*


- ✓ GAF (Lifetime Warranty) Architectural Shingles
- ✓ 15 lb. Roofing Felt Paper
- ✓ High Quality Kiln-dried 2x4 Studs & Rafters – 16" Spacing
- ✓ 50-Year Warranty LP Smart Siding with 2 Coats Premium Acrylic Paint
- ✓ 2x4 Sturdy-Built Doors with Rust-proof Hinges, & Keyed Lock
- ✓ Diamond Plate Threshold (Aluminum)
- ✓ Aluminum Frame Windows with Screens and Vinyl Shutters
- ✓ 5/8" Premium Plywood Flooring (300 lbs. per sq. ft. rating)
- ✓ Pressure-treated 2x4 Floor Joists – 16" Spacing
- ✓ Pressure-treated 4x4 Runners







# HIGH-QUALITY GARAGE CONSTRUCTION STANDARDS



*Shown with Optional  
16" Front Overhang and Classic Vents*

- ✓ GAF (Lifetime Warranty) Architectural Shingles
- ✓ 15 lb. Roofing Felt Paper
- ✓ High Quality Kiln-dried 2x4 Studs & Rafters – 16" Spacing
- ✓ GP (Lifetime Warranty) Vinyl Siding
- ✓ **OR** (50-Year Warranty) LP Smart Siding with 2 Coats Premium Acrylic Paint
- ✓ Insulated Garage Door with Smooth Operating Torsion Springs (Electric Opener Compatible)
- ✓ Diamond Plate Threshold (Aluminum)
- ✓ 3x6 Fiberglass Man Door with Vinyl Siding
- ✓ **OR** 3x6 Wood Man Door with Smart Siding
- ✓ (2) 24"x36" Aluminum Windows with Screens & Shutters
- ✓ 3/4" Pressure-treated Plywood Floor (450 lbs. per sq. ft. rating)
- ✓ Pressure-treated 2x4 Floor Joists – 12" Spacing
- ✓ Pressure-treated 4x4 Runners

## ↑ 1-CAR GARAGE STANDARDS ↑

**50 PSF SNOW LOAD • 90 MPH WIND RATING**

## ↓ 2-CAR AND 2 STORY GARAGE STANDARDS ↓



*Shown  
with Optional  
Ramps and  
Wood Shutters*

### Second Floor:

- ✓ 2x6 Floor Joists – 16" Spacing
- ✓ 2x8 Joists with 14 & 28 Wide Buildings
- ✓ 5/8" Plywood Flooring (Premium)
- ✓ Stairway to Second Floor

- ✓ 28 GA. 40-Year Warranty G-100 Metal Roof
- ✓ High Quality Kiln-dried 2x6 Rafters – 24" Spacing
- ✓ High Quality Kiln-dried 2x4 Studs – 16" Spacing
- ✓ 50-Year Warranty LP Smart Siding with 2 Coats Premium Acrylic Paint
- ✓ **OR** GP Lifetime Warranty Vinyl Siding
- ✓ Insulated Garage Doors with Smooth Operating Torsion Springs (Electric Opener Compatible)
- ✓ Diamond Plate Thresholds (Aluminum)
- ✓ 9-Lite Fiberglass House Door (Insulated)
- ✓ 24"x36" Aluminum Windows with Screens & Vinyl Shutters
- ✓ 3/4" Pressure-treated Plywood Floor (450 lbs. per sq. ft. rating)
- ✓ Pressure-treated 2x4 Floor Joists – 12" Spacing
- ✓ Pressure-treated 4x4 Runners
- ✓ 15'6" Center Wall Open Span (Between the Two Halves)





# OPTIONS for SHEDS and GARAGES

## VENTILATION

Gable Vents .....	\$20 ea.
Classic Gable Vents.....	\$40 ea.
Shingle over Ridge Vent.....	\$7.00 per ft.

## WINDOWS

Additional 18"x36" or 24"x36" with Screens & Shutters .....	\$100
Upgrade to Insulated 24"x36" .....	\$125
Additional Insulated 24"x36" .....	\$250
Florida Room Package Includes 8 – 48"x54" Slider Windows .....	\$2,400
18" Octagon or 24"x12" Sunburst.....	\$150
24" Vinyl Flower Box .....	\$40
Z-Style Wood Shutters .....	\$50 per set
Wooden Slat Shutters .....	no charge
Credit to Delete a Window .....	\$40

## DOORS

Crossbuck Trim on Wood Doors .....	\$25 ea. door	
12" Decorative Hinges.....	\$10 per hinge	
Higher or Wider Wood Doors.....	\$75 per ft	
Paint Wood or Fiberglass Slab Doors Contrast Color .....	\$75 ea. door	
Paint 9-Lite Fiberglass House Door.....	\$150	
Extra Single Wood Door .....	\$150	
Extra Double Wood Doors.....	\$250	
Extra Single Fiberglass Door (for Vinyl Siding).....	\$200	
Extra Double Fiberglass Door (for Vinyl Siding) .....	\$400	
Add Transom to Wood or Fiberglass Door.....	\$100 6' Double .....	\$200
Add 9-Lite Arch to 6' Double Fiberglass Slab Doors .....	\$500	
Upgrade Wood Door to Fiberglass Slab Door .....	\$200 ea. door	
Upgrade Wood Door to 9-Lite or Solid House Door (outswing) .....	\$350	
Convert to (inswing) Includes Vinyl Jamb .....	\$150	
Extra 9-Lite or Solid Fiberglass House Door (inswing).....	\$400	

## GARAGE DOORS

Upgrade Wood or Fiberglass Doors to Garage Door .....	\$500
Additional Garage Door 6'wx6'h, 8'wx7'h, 9'wx7'h .....	\$650
Move Garage Door to Eave Side .....	\$100
9'wx8'h Garage Door – Only available in 14'w Dutch Style and All 2-Story Garages .....	\$300
Add Regular Windows in Garage Door .....	\$200
Upgrade to Carriage Style Garage Door .....	\$350
Credit to Delete a Garage Door .....	\$300
Add Color to your Garage Door – Brown, Sandstone, Tan .....	\$100
Green, Black, Woodgrain.....	\$300

## PORCHES

Porch within the Shed Size .....	\$10 sq. ft.
Straight Baluster Railing.....	\$20 ln. ft.
Sunburst Railing .....	\$30 ln. ft.
Vinyl Baluster Railing.....	\$35 ln. ft.

## RAMPS

4' Wide .....	\$85
5' Wide .....	\$95
6' Wide .....	\$105
8' or 9' Wide.....	\$150

## LOFTS

4'x8' .....	\$85
4'x10' .....	\$95
4'x12' .....	\$105
4'x14' .....	\$150

## SHELVING

Shelving or Work Bench .....	\$4.00 sq. ft.
------------------------------	----------------

## ELECTRICAL

1 Light and Switch, 1 Outlet with Exterior Hook-up Ready .....	\$250
Additional Lights or Outlets .....	\$50
100 Amp Breaker Box .....	\$200
52" Ceiling Fan/Light Combo .....	\$250

## FLOORS

8" O.C. Spacing 2x4 Floor Joists .....	\$1.00 sq. ft.
12" O.C. Spacing 2x4 Floor Joists .....	\$0.50 sq. ft.
2x6 Floor Joists 12" O.C. Spacing .....	\$1.50 sq. ft.
3/4" Pressure-treated Plywood .....	\$1.50 sq. ft.
R-7 Double Bubble Insulation.....	\$1.00 sq. ft.
R-13 Fiberglass Insulation with 28 ga. Metal Bottom.....	\$4.50 sq. ft.
Floorless Option Includes: PT 6x6 Bottom Plate	
Anchored to Cement Floor Including Additional Labor .....	\$1.00 sq. ft.
Minimum .....	\$300
6" Cement Floor with Fiber 4000 PSI.....	\$6.50 sq. ft.

## WALLS AND SIDING

2x6 Wall Studs 16" O.C. ....	\$1.50 sq. ft.
House Wrap Under Vinyl Siding .....	\$0.50 sq. ft.
Two-Tone Painted Sides (any size shed).....	\$300
Unpainted Shed .....	3% Off
Custom Non-Stock Vinyl Siding .....	20% Upcharge
Vinyl Log Siding.....	45% more than Vinyl Prices
Wood Log Siding (stained) .....	25% more than Vinyl Prices
Stone Veneer .....	\$25 per sq. ft. of Stone
Urethane Stain.....	\$1.00 sq. ft.
Metal Siding, LP Batten or Lap Siding.....	10% more than Vinyl Prices
Partition Enclosed to the Roof .....	\$25 per ln. ft.

## FINISHED INTERIORS

R-13 2x4 Wall Insulation.....	\$1.50 sq. ft.
R-13 2x4 Roof Insulation.....	\$1.75 sq. ft.
R-19 2x6 Wall Insulation.....	\$1.75 sq. ft.
R-19 2x6 Roof Insulation.....	\$2.00 sq. ft.
Tongue & Groove Knotty Pine Walls & Ceiling.....	\$10.00 sq. ft.
Two Coats Clear Lacquer .....	\$2.00 sq. ft.
Linoleum Flooring (includes Luwan).....	\$5.00 sq. ft.

## 2-CAR MODULAR GARAGE

Enlarge center wall open span between the 2 halves from standard 15'6" to 19'6" clear span.....	\$300 24' clear span.....	\$500
--	---------------------------	-------

## ROOFS

Transom Dormer.....	\$100 per ln. ft.	Vinyl .....	\$150 per ln. ft.
Gutters & Downspouts.....	\$7.00 ln. ft.		
TeckShield Roof Sheathing.....	\$0.50 sq. ft.		
Double Bubble Condensation Barrier for Metal Roofs.....	\$1.50 sq. ft.		
Metal Roofing for A-Frame, Quaker or Cape Cod Sheds.....	\$1.25 sq. ft.		
Metal Roofing for Dutch, Barn, Hip or Dormer Sheds .....	\$2.50 sq. ft.		
8" Eave Overhang (not available on Barn Style) .....	\$10.00 per ft.		
16" Gable Overhang Available on Any Shed.....	\$12.00 per ft.		
Shingles on 2-Car and 2-Story Garage .....	\$1.00 sq. ft.		

## CUPOLAS

18" White Vinyl with Black Metal Roof.....	\$200
24" White Vinyl with Black Metal Roof.....	\$300
18" White Vinyl with Concave Copper Roof and Windows .....	\$400
24" White Vinyl with Concave Copper Roof and Windows .....	\$500
Vent for the Cupola.....	\$50
24" Black Weathervane – Eagle, Rooster, Horse & Buggy.....	\$100




Please see salesman  
for actual color samples

# COLOR CHOICES

## LP SMART SIDING PAINT – TRIM, DOOR & SHUTTER COLORS



## GP VISION PRO VINYL SIDING COLORS (Lifetime Warranty)



## ALUMINUM TRIM FOR VINYL SIDING – DOORS, FASCIA, AND SHUTTER COLORS



## GAF TIMBERLINE SHINGLE COLORS (Lifetime Warranty)



## 28 GA. PREMIUM G-100 METAL ROOFING (40-Year Warranty, more colors available)



## URETHANE STAIN



## RENT-TO-OWN

Up to \$7,500 – 1 Month Down Payment

### 0-48 MONTH TERMS • NO CREDIT CHECK

The rental agreement is on a month to month basis.  
When you stop making payments, we pick up the shed.

### EXAMPLE: RENT-TO-OWN

\$2,500 for 48 Months. . . . . Rental Fee . . . . . \$105 per month  
\$5,000 for 48 Months. . . . . Rental Fee . . . . . \$209 per month  
\$7,500 for 48 Months. . . . . Rental Fee . . . . . \$313 per month

**NO prepayment or early pay off penalty**

**NOW YOU CAN HAVE STORAGE AT HOME!**



## FINANCING

Up to \$60,000 – 0% Down Payment

### 96 MONTH TERM • 9.99% APR BASED ON CREDIT APPROVAL

### EXAMPLE: FINANCE

\$2,500 for 96 Months. . . . . \$38 per month  
\$5,000 for 96 Months . . . . . \$76 per month  
\$10,000 for 96 Months. . . . . \$152 per month  
\$15,000 for 96 Months. . . . . \$228 per month  
\$20,000 for 96 Months. . . . . \$304 per month

**For a fast, no obligation credit check go to:**  
**[www.rockymtnsheds.com](http://www.rockymtnsheds.com)**  
**Click "Financing with Green Sky"**

Easy/Fast  
Credit  
Application  
Online

**SAY GOODBYE TO STORAGE DOWN THE ROAD**



# Site Prep Recommendations

**T**he customer is responsible for a level pad site. We recommend removing 3-4" of top soil and filling with crushed stone. Pad should be 1 foot larger than the shed on all sides. We recommend using a laser transit to level the pad. Your shed will only be as level as your pad! The use of blocks is discouraged and voids your warranty.

For your peace of mind, **we offer site preparation at \$4.00 sq. ft.**

Includes level site grading 4" thick 2-B stone. If your site is more than one foot off level, additional charges may apply.



*Shed pad shown with **OPTIONAL 4x4 border** for an additional \$2.00 sq. ft. It helps to keep the gravel in place.*

## 20-MILE FREE DELIVERY!

*(from any of our sales lots)*



## Access Requirements

**W**e must have adequate access to deliver your shed or garage. Approximately 60 feet of space is needed for the truck and trailer to pull out from the end of the shed. The roads and driveway going to your site will need to have a minimum of 14 feet height and a width of 2 feet wider than the building. Please check tree limbs and wires for clearance in advance.



### "Mule" Shed Placement (\$100)

*Will go places the truck and trailer cannot access. The Mule is able to make sharp turns with 20,000 lbs. less weight going through your lawn. Check out the video on our website!*



### For Delivery

*Please specify the loading direction of your shed doors: face front, back, driver or passenger side so that your shed will unload facing the way you need it.*

## BUILD ON SITE OPTION

If the Truck and/or the Mule cannot access, stick build on site is available at 30% upcharge. For buildings exceeding \$10,000, 20% upcharge.

# Rocky Mountain

• STRUCTURES LLC •

2365 (Rte. 118) • Hunlock Creek, PA 18621

**570.266.6394**

[www.rockymtnsheds.com](http://www.rockymtnsheds.com)