

SHEDS *and* GARAGES

Make a Solid Investment • Eliminate Monthly Storage Fees



24x24 2-Car 2-Story Garage

Tan Vinyl Siding • White Trim • Black Shutters • Copper Metal Roof

*Optional: Carriage Style Doors
2 Ramps*



12x32 1-Car Dutch Garage

Chestnut Smart Siding • Tan Trim • Shakewood Shingles

Optional: Classic Vents • Crossback Door Trim



10x16 Cape Cod

Beige Smart Siding • Clay Trim • Green Doors & Shutters
Shakewood Shingles

*Optional: Transom Dormer • Classic Vents • Extra Transom Door
All Doors Painted Green • Z Style Shutters*



AFFORDABLE *Storage Solutions*



Rocky Mountain

• STRUCTURES LLC •



A birds-eye view of our manufacturing plant located at the base of the Mahantango Mountain in Lykens, PA.

CONTENTS

- Mini Barns Page 3
- A-Frames..... 4
- Dutch Barns5
- Quakers6
- Manors7
- Cape Cods8
- Hip Roofs9
- Animal Shelters & Playhouses..... 10
- 1-Car Garages 11
- Modular Garages.....12
- 2-Car Garages.....13
- 2-Story A-Frame Garages14
- 2-Story Gambrel Garages15
- Construction Standards.....16-17
- Options..... 18
- Color Choices & Rent-to-Own 19
- Site Preparation.....20

We broke ground in the summer of 2004. Starting from scratch as pioneers, we cleared trees and encountered extreme rocky terrain. Massive boulders were uncovered, and then used for landscaping and rock retaining walls. Hence the name ROCKY MOUNTAIN STRUCTURES was born.

We have been blessed with exceptional employees, and they helped build a raving customer base. We have experienced steady growth, and expanded our facility three times in a down economy. All the glory to our Creator and Provider. With God, nothing is impossible.

Never underestimate the power of high quality workmanship and 100% customer satisfaction.

Rocky Mountain Structures manufactures and delivers 400-500 buildings per year in Pennsylvania and the surrounding states. A combined total of 150+ SHEDS & GARAGES on display 24/7 at eight locations!

OUR MISSION

Our foremost goal is to produce excellent products and services that will meet or exceed our customers’ expectations. Our team strives to bring glory to God through superior service that shows honesty and integrity to all we serve. We are committed to a long-term relationship with our customers.



Organize Your Stuff

10-YEAR
Top to Bottom
WARRANTY

The Best in the Industry!



20 Mile FREE DELIVERY!
(from any of our sales lots)

MINI BARNs

*Need more headroom?
See our Dutch Barns on page 5
for loft storage options.*

The most economical shed available!



8x10 Mini Barn
Chestnut Smart Siding • Beige Trim
Shakewood Shingles
Optional:
Economy Package • 2 Vents

10x12 Mini Barn
Blue Vinyl Siding • White Trim
Grey Shingles
Optional:
Ramp • Ridge Vent

Size	50 Yr. LP Smart Siding	Rent to Own 48 MOS	Lifetime Vinyl Siding	Rent to Own 48 MOS
8x8	\$2176	\$91	\$2717	\$114
8x10	2384	100	2980	125
8x12	2592	108	3230	135
8x16	3007	126	3757	157
↑ 4' wide x 6' high double doors ↑				
10x10	2648	111	3341	140
10x12	2952	123	3687	154
10x14	3257	136	4074	170
10x16	3465	145	4324	181
10x20	4074	170	4837	202
↑ 5' wide x 6' high double doors ↑				
12x16	3700	155	4574	191
12x20	4393	184	5281	221
12x24	4990	208	6002	251
↑ 6' wide x 6' high double doors ↑				
Plus 6% Sales Tax				
Includes (1) 18x27" Window • 42" Interior Wall Height				
ECONOMY PACKAGE OPTION				
8% OFF				
<i>Excludes window, tar paper and diamond threshold.</i>				
<i>2x4 studs and rafters 24" spacing versus 16".</i>				
<i>8' and 10' wide sheds are 2x3 studs and rafters.</i>				

WE MANUFACTURE AND DELIVER ALL TYPES OF BUILDINGS...

...from very basic storage sheds to elaborate, multi-use portable structures with finished interiors, turn-key ready, pre-built and delivered to your location.



13x28 Campground Bathhouse



10x16 Play School House



12x24 Sales Office

Delight yourselves in the Lord, and he will give you the desires of your heart. – Psalms 37:4

A-FRAMES

**A common style shed that can easily be outfitted with an electrical package, shelving, or even a porch.
Standard with a 5/12 roof pitch**



10x14 A-Frame

Avocado Smart Siding • Beige Trim
Black Shutters • Charcoal Shingles

Optional: 16" Front Overhang • Gable Vents



10x12 A-Frame

Clay Vinyl Siding • Brown Trim • Hickory Shingles

Optional: Gable Vents

Size	50 Yr. LP Smart Siding	Rent to Own 48 MOS	Lifetime Vinyl Siding	Rent to Own 48 MOS
8x8	\$2481	\$104	\$3104	\$130
8x10	2688	112	3368	141
8x12	2896	121	3687	154
8x16	3312	138	4144	173
↑ 4' wide x 6' high double doors ↑				
10x10	3049	128	3812	159
10x12	3257	136	4074	170
10x14	3562	148	4435	185
10x16	3867	162	4837	202
10x20	4269	178	5336	223
↑ 5' wide x 6' high double doors ↑				
12x16	4698	196	5253	219
12x20	5460	228	6126	256
12x24	6084	254	6999	292
12x28	6708	280	7762	324
12x30	7069	295	8219	343
12x32	7484	312	8663	361
12x36	8163	341	9383	391
12x40	8940	373	10201	426
14x20	6182	258	7138	298
14x24	6777	283	8274	345
14x28	7886	329	8967	374
14x32	8635	360	9786	408
14x36	9425	393	10742	448
14x40	10340	431	11628	485
↑ 6' wide x 6' high double doors ↑				
Plus 6% Sales Tax				
Includes (2) 18"x36" windows with screens & vinyl shutters				
8' & 10' wide sheds 6'5" interior wall height				
12' & 14' wide sheds 7'5" interior wall height				
14' wide sheds are 6" less at the base				



12x28 A-Frame

Chestnut Smart Siding • Clay Trim
Weatherwood Shingles

Optional: Gable Vents



12x16 A-Frame

Clay Vinyl Siding • Blue Trim • Copper Metal Roof
*Optional: Classic Vents • Ramp • Copper Metal Roof
24" Copper Top Cupola with Glass*


DUTCH BARN

OUR BEST SELLER! With maximum headroom, you can take advantage of the open space by adding a loft, workbench and shelving.



10x14 Dutch Barn

Clay Vinyl Siding • Black Trim • Weatherwood Shingles
Optional: Classic Vents



10x16 Dutch Barn

Red Smart Siding • White Trim • Grey Shingles
Optional: Classic Vents • Ramp



12x24 Dutch Barn

Tan Vinyl Siding • Brown Trim • Hickory Shingles
Optional: 2nd Set of Double Doors
• Painted Brown Doors • Gable Vents



We can install lofts & shelving to maximize your storage potential!



12x20 Dutch Barn

Cedar Stain • Brown Trim • Hickory Shingles
Optional: Loft Window • House Door
6x12 Porch with Railing • Urethane Stain

Size	50 Yr. LP Smart Siding	Rent to Own 48 MOS	Lifetime Vinyl Siding	Rent to Own 48 MOS
8x10	\$2896	\$121	\$3631	\$152
8x12	3215	134	4019	168
8x16	3728	156	4657	195
↑ 4' wide x 6' high double doors ↑				
10x10	3257	136	4074	170
10x12	3562	149	4269	178
10x14	3867	162	4643	194
10x16	4269	178	4935	206
10x20	4879	204	5821	243
↑ 5' wide x 6' high double doors ↑				
12x16	4698	196	5253	219
12x20	5460	228	6126	256
12x24	6084	254	6999	292
12x28	6708	280	7762	324
12x30	7180	300	8219	343
12x32	7484	312	8663	361
12x36	8163	341	9383	391
12x40	8940	373	10201	426
14x20	6182	258	7138	298
14x24	6777	283	8274	345
14x28	7873	329	8967	374
14x32	8635	360	9786	408
14x36	9425	393	10742	448
14x40	10340	431	11628	485
↑ 6' wide x 6' high double doors ↑				
Plus 6% Sales Tax Includes (2) 18"x36" windows with screens & vinyl shutters 6'5" interior wall height 14' wide sheds are 6" less at the base				

We could not be happier with our shed. The craftsmanship & the materials that were utilized are of excellent quality!

~ Barry, Oley, PA

QUAKERS

Old world salt box style building with an offset roof and 16" front overhang.



10x12 Quaker

Brown Smart Siding • Beige Trim • Light Stone Metal Roof
Optional: Beige Doors • Classic Vents • Metal Roof



8x10 Quaker

White Vinyl Siding • Brown Trim • Hickory Shingles
Optional: Classic Vents • Ramp



10x16 Quaker

Cedar Stain • Green Trim • White Shutters • Green Shingles
Optional: Classic Vents • Green Doors • Urethane Stain

Size	50 Yr. LP Smart Siding	Rent to Own 48 MOS	Lifetime Vinyl Siding	Rent to Own 48 MOS
8x10	\$2896	\$121	\$3631	\$152
8x12	3215	134	4019	168
8x16	3728	156	4657	195
↑ 4' wide x 6' high double doors ↑				
10x10	3257	136	4074	170
10x12	3562	149	4269	178
10x14'	3867	163	4643	194
10x16	4269	178	4935	206
10x20	4879	204	5821	243
↑ 5' wide x 6' high double doors ↑				
12x16	4933	206	5516	230
12x20	5733	239	6432	268
12x24	6388	266	7349	306
12x28	7043	294	8150	340
12x30	7539	314	8630	360
12x32	7858	328	9096	379
12x36	8571	357	9852	411
12x40	9387	391	10711	446
↑ 6' wide x 6' high double doors ↑				
Plus 6% Sales Tax Includes (2) 18"x36" windows with screens & vinyl shutters 8' front wall interior height 6'5" back wall interior height				



12x20 Quaker

Flint Vinyl Siding • White Trim • Black Shutters • Charcoal Shingles
Optional: Arched 9-Lite Doors • Ridge Vent • Ramp

MANORS

Complement your home! Dress it up! Manors feature a 7/12 roof pitch. Standard with a dormer. Add extra doors and windows as needed!



10x14 Manor

Tan Vinyl Siding • White Trim • Red Doors
Red Shutters • Shakeswood Shingles
*Optional: 3 Classic Vents
Extra Door • 3 Painted Doors*



10x16 Manor

Cream Vinyl Siding • White Trim
Black Shutters • Charcoal Shingles
Optional: 3 Classic Vents



10x12 Manor

Dark Grey Smart Siding • Beige Trim and Doors
Grey Shingles
*Optional: 3 Classic Vents • Beige Doors
Crossbuck Door Trim • Ramp*

Size	50 Yr. LP Smart Siding	Rent to Own 48 MOS	Lifetime Vinyl Siding	Rent to Own 48 MOS
8x10	\$3312	\$138	\$4144	\$173
8x12	3520	147	4393	184
8x16	3728	156	4920	205
↑ 4' wide x 6' high double doors ↑				
10x10	3936	164	4186	175
10x12	4074	170	4616	193
10x14	4380	183	4990	208
10x16	4685	196	5350	223
10x20	5212	218	6043	252
↑ 5' wide x 6' high double doors ↑				
12x16	5489	229	5836	244
12x20	6126	256	6680	279
12x24	6888	287	7512	313
12x28	7678	320	8371	349
12x30	8025	335	8774	366
12x32	8427	352	9189	383
12x36	9203	384	9965	416
12x40	10021	418	10908	455
14x20	7346	307	8219	343
14x24	7984	333	9148	382
14x28	8885	371	10132	423
14x32	9660	403	10977	458
14x36	10506	438	11767	491
14x40	11587	483	12806	N/A

↑ 6' wide x 6' high double doors ↑

Plus 6% Sales Tax
Includes (2) 18"x36" windows with screens & vinyl shutters
6'5" interior wall height
14' wide sheds are 6" less at the base



12x24 Manor

Warm Cedar Vinyl Log Siding • Green Trim & Metal Roof
*Optional: Metal Roof • 5 Insulated Windows
Veneer Stack Stone • Deck • Painted 15-Lite House Door
Insulated • Electrical Package • Knotty Pine Interior • 8" Roof Overhangs*

I bought 4 of your structures over the past 12 years. It has always been a pleasure to work with your company.
~ Jim Oxenrider, Pitman, PA


CAPE CODS

*Add value to your property! Storage with a touch of class.
Cape Cods feature a 7/12 roof pitch, 8" overhangs
with wide faceboards, and transom doors.*



10x16 Cape Cod

Grey Vinyl Siding • White Trim • Charcoal Shingles
Optional: Classic Vents • Flower Boxes



10x20 Cape Cod

Dark Grey Smart Siding • Cream Trim • Charcoal Shingles
*Optional: Extra Set of Transom Doors
Cream Doors • Cupola • Weather Vane*



12x20 Cape Cod

Beige Smart Siding • Clay Trim
Weatherwood Shingles
*Optional: Clay Doors
Cupola • Classic Vents
Customer-supplied
Flower Boxes*



10x16 Cape Cod

Clay Vinyl Siding • White Trim • Black Shutters • Charcoal Shingles
*Optional: Transom Dormer • Classic Vents • Extra Transom Door
All Doors Painted Red*

Size	50 Yr. LP Smart Siding	Rent to Own 48 MOS	Lifetime Vinyl Siding	Rent to Own 48 MOS
8x10	\$3271	\$137	\$3673	\$154
8x12	3534	148	3826	160
8x16	4061	170	4477	187
↑ 6' wide x 6' high double doors ↑				
10x10	3604	151	4144	173
10x12	3923	164	4490	188
10x14	4213	176	4782	200
10x16	4560	190	5101	213
10x20	5045	211	5807	242
↑ 6' wide x 6' high double doors ↑				
12x16	5169	216	6064	253
12x20	6020	251	6625	277
12x24	6887	287	7457	311
12x28	7652	319	8289	346
12x30	8114	339	8746	365
12x32	8620	360	9133	381
12x36	9327	389	9868	412
12x40	10049	419	10714	447
14x20	7204	301	7845	327
14x24	8143	340	8829	368
14x28	9298	388	9771	408
14x32	10237	427	10727	447
14x36	11161	466	11754	490
14x40	12330	514	12848	N/A
↑ 6' wide x 6' high double doors ↑				
Plus 6% Sales Tax Includes (2) 18"x36" windows with screens & vinyl shutters 6'10" interior wall height 14' wide sheds are 6" less at the base				

HIP ROOFS

Create a **FLORIDA ROOM** by adding a window package and finished interior!



10x14 Hip Roof

White Smart Siding • Tan Trim • Copper Metal Roof
*Optional: Transom Doors • 8" Roof Overhangs
 Copper Metal Roof*



10x16 Hip Roof

Light Grey Smart Siding • Dark Grey Trim • Grey Shingles
*Optional: Transom Doors • 8" Roof Overhangs
 Dark Grey Doors*



12x12 Hip Roof

Clay Vinyl Siding • Brown Trim & Door • Hickory Shingles
*Optional: Florida Room Window Package
 24" Vinyl Cupola • Painted House Door*



12x16 Hip Roof

Beige Smart Siding • Clay Trim • Weatherwood Shingles
*Optional: Florida Room Window Package
 Cupola • 8" Roof Overhangs • Painted 15-Lite Door
 Insulated • Electrical Package • Knotty Pine Interior*

Size	50 Yr. LP Smart Siding	Rent to Own 48 MOS	Lifetime Vinyl Siding	Rent to Own 48 MOS
8x10	\$3312	\$138	\$4144	\$173
8x12	3520	147	4393	184
8x16	3936	164	4920	205
↑ 4' wide x 6' high double doors ↑				
10x10	3826	160	4186	175
10x12	4074	170	4616	193
10x14	4380	183	4990	208
10x16	4685	196	5350	223
10x20	5212	218	6043	252
↑ 5' wide x 6' high double doors ↑				
12x16	5489	229	5836	244
12x20	6126	256	6680	279
12x24	6888	287	7512	313
12x28	7692	321	8371	349
12x30	8011	334	8774	366
12x32	8427	352	9189	383
12x36	9203	384	9965	416
12x40	10034	419	10908	455
14x20	7346	307	8219	343
14x24	7984	333	9148	382
14x28	8885	371	10132	422
14x32	9660	403	10977	458
14x36	10506	438	11767	491
14x40	11587	483	12806	N/A
↑ 6' wide x 6' high double doors ↑				

Plus 6% Sales Tax
 Includes (2) 18"x36" windows with screens & vinyl shutters
 6'5" interior wall height
 14' wide sheds are 6" less at the base

You guys do fantastic work. If you need any references, I will be glad to recommend your company to anyone.

~ Doug Dzinski, Gouldsboro, PA

HORSE BARN

Horse Barn Features:

- Pressure-treated 6x6 foundation skids
- Steel corner braces with tow hooks
- (1) 4'x7' Dutch door with chew guard per stall
- (1) 18"x27" window with grill per stall
- Powder-coated stall grills between stalls

Run-in Sheds 50 Yr. LP Smart Siding			Enclosed Horse Barns 50 Yr. LP Smart Siding	
Size	Price	Rent to Own 48 MOS	Price	Rent to Own 48 MOS
10x10	\$3257	\$136	\$3895	\$163
10x12	3562	149	4200	175
10x16	4271	178	4920	205
↑ (1) 8' Opening ↑			↑ (1) Stall ↑	
10x20	4879	204	6653	278
10x24	5489	229	7262	303
10x28	6182	258	7942	331
12x20	5391	225	7318	305
12x24	6002	251	7928	330
12x28	6611	276	8538	356
↑ (2) 8' Openings ↑			↑ (2) Stalls ↑	
12x32	7388	308	10118	422
12x36s	8163	341	10894	454
12x40s	8940	373	12474	520
↑ (3) 8' Openings ↑			↑ (3) Stalls ↑	
Optional Metal Siding - Add 25%				
Plus 6% Sales Tax				
Includes 2x8 Tongue and Groove Kickboard 4' high				



12x36 Run-in Shed

Clay Metal Siding • White Trim
Weatherwood Shingles
Optional: Metal Sides
8x12 Feed Room • 24" Vinyl Cupola

Run-in Shed Options:

- Add a partition with powder-coated grill (\$600)
 - Convert a section any size into a feed room. Includes a floor, man door, & window (\$300)
- No kickboard - deduct \$1.50 sq. ft.



10x20 Horse Barn

Brown Urethane Stain • Tan Trim • Shakewood Shingles
Optional: Urethane Stain • Classic Vents • Feed Room

Convert a horse barn stall into a feed room at NO charge.

DOG KENNELS

Size	50 Yr. LP Smart Siding	Rent to Own 48 MOS
6x8	\$3234	\$135
8x8	3526	147
8x10	4024	168
8x12	4639	194
8x14	5256	219
10x10	4689	196
10x12	5405	226
10x14'	6218	260
Plus 6% Sales Tax		



Dog Kennel Features

- Man door on back wall
- Storage loft above kennel
- Chain link & poly decking

Dog Houses

Large
33"w x 43"l x 41"h
\$175

Medium
25"w x 33"l x 34"h
\$150

Small
21"w x 25"l x 28"h
\$125



8x10 Dog Kennel

Beige Smart Siding • Clay Trim
Weatherwood Shingles
Optional: Divider (\$700) • Classic Vents

CHICKEN COOPS

Size	50 Yr. LP Smart Siding	Rent to Own 48 MOS
5x6	\$1747	73
6x8	2107	88
8x8	2481	104
8x10	2980	125
8x12	3354	140
Plus 6% Sales Tax		



5'x6' Chicken Coop

Beige Smart Siding • Brown Trim
Weatherwood Shingles
Optional: Chicken wire enclosed bottom with trap door and ramp - Add \$200

PLAYHOUSES

Size	50 Yr. LP Smart Siding	Rent to Own 48 MOS
8x10	\$3188	\$133
8x12	3604	151
8x14	4019	168
Plus 6% Sales Tax		
Includes: • Man door on back wall • Loft with ladder above porch • Porch railing		



8x10 Playhouse

White Smart Siding • Pink Trim
Black Shutters • Charcoal Shingles
Standard as Shown

1-CAR GARAGES

PORTABLE • STURDY-BUILT • ECONOMICAL STORAGE

Designed for Cars, Trucks, Tractors, Collectibles, and More!

CHOOSE BETWEEN A-FRAME AND DUTCH STYLE



12x28 A-Frame Garage

Olive Vinyl Siding • Clay Trim • Weatherwood Shingles

*Optional: 16" Front Overhang
Clay Garage Door • Classic Vents
Double Side Doors Painted Clay*



14x40 A-Frame Garage

Cream Smart Siding • Green Trim • Shakewood Shingles

*Optional: 16" Front Overhang • Ramp
Gable Vents • Crossbuck Door Trim
24" Vinyl Cupola • Weather Vane
Customer Installed Gutters*



12x24 Dutch Garage

Clay Smart Siding • Brown Trim
Hickory Shingles

*Optional: Brown Garage Door
Classic Vents • Ramp
Crossbuck Door Trim*



14x24 Dutch Garage

Grey Vinyl Siding • White Trim • Charcoal Shingles

Optional: Classic Vents • Ramp

Size	50 Yr. LP Smart Siding	Rent to Own 48 MOS	Lifetime Vinyl Siding	Rent to Own 48 MOS
10x16	\$5613	\$234	\$6459	\$270
10x20	6237	260	7180	300
↑ 8' wide x 7' high garage door ↑				
12x16	6113	255	6903	288
12x20	6846	286	7762	324
12x24	7291	304	8579	358
12x28	7776	324	9328	389
12x30	8163	341	9633	402
12x32	8551	357	10104	421
12x36	9328	389	11033	460
12x40	10104	421	11781	491
14x20	7373	308	8524	356
14x24	8136	339	9356	390
14x28	9064	378	10187	425
14x32	10007	417	11199	467
14x36	10964	457	12280	512
14x40	12100	505	13306	N/A

↑ 9' wide x 7' high garage door ↑

Plus 6% Sales Tax
Includes (1) 3x6 man door and (2) 24"x36" windows
10' and 12' wides are full width
14' wides are 6" less at the base
(Due to shipping regulations)
11'3" overall height

Modular Garage Benefits Pages 12-15

- ✓ Modular garages cost 20-40% less than stick-built construction.
- ✓ Our buildings are manufactured in a climate-controlled facility with better quality control.
- ✓ Extra sturdy built construction to withstand transporting.
- ✓ A wooden floor does not draw moisture as in concrete (perfect for antique cars!)
- ✓ Heavy-duty pressure-treated floor engineered for everyday vehicle use (450 lbs./sq. ft. rating).
- ✓ Will easily accommodate full-sized pickup trucks and more!
- ✓ We can also install a (floorless garage) on a customer-provided concrete pad.
- ✓ Your garage will arrive in 2 sections and is generally completed in one day!
- ✓ High quality garage doors with torsion springs will easily accommodate electric openers.
- ✓ All we need is a level 4" thick gravel pad to set the garage down on.
- ✓ Short lead times.

FREE DELIVERY & SETUP *within 20 miles included!*

1-CAR 2-STORY GARAGES

*Double Your Floor
Square Footage*

Limited Ground Space? BUILD UPWARD!

First Floor Includes:

- (2) 24"x36" Windows
- (1) 9-Lite House Door



1st Floor

Second Floor Includes:

- (2) 24"x36" Windows



2nd Floor

Size	50 Yr. LP Smart Siding	Finance 9.9% APR 65 MOS	Lifetime Vinyl Siding	Finance 9.9% APR 65 MOS
12x20	\$10326	\$207	\$12668	\$254
12x24	11697	234	14331	287
12x28	13361	268	16355	328
12x30	14152	284	17186	344
12x32	15177	304	18046	361
12x36	16854	338	19986	400
12x40	18434	369	21844	437
14x20	13402	269	16092	322
14x24	15232	305	18087	362
14x28	16771	336	19528	391
14x32	18503	371	21511	431
14x36	20374	408	23701	475
14x40	22092	442	25627	513
14x44	23756	476	27319	547
14x48	25419	509	29230	585

↑ 9' wide x 7' high garage doors ↑

Plus 6% Sales Tax
14' wides are 6" less at the base (due to shipping regulations)
12' wides are full width at the base
16'8" overall height



14x28 2-Story Garage

Clay Smart Siding • White Trim • Clay Metal Roof
Standard as Shown



12x24 2-Story Garage

Grey Vinyl Siding • White Trim • Blue Metal Roof
Optional: Ramp

We are very pleased with the overall quality & customer service. We love our garage! A lot less hassle & less expensive than hiring a contractor.

~ Deb Dickens, Pine Grove, PA

2-CAR 1-STORY MODULAR GARAGES

Protect your investments with a quality-built garage!

Includes:

- (3) 24"x36" Windows
- (1) 9-Lite House Door



24x24 2-Car 1 Story Garage

Red Smart Siding • Light Grey Trim • Charcoal Metal Roof
Standard as Shown



24x36 2 Car 1 Story Garage

Clay Smart Siding • White Trim • Green Metal Roof
Optional: Ramps



20x28 2-Car 1 Story Garage

Cream Vinyl Siding • White Trim • Hickory Shingles
Optional: Ramps and Shingled Roof



24x40 2-Car 1-Story Garage

Clay Smart Siding • White Trim • Charcoal Metal Roof
*Optional: Double Doors • Cross-buck Door Trim
3 Ramps • Garage Doors on Eave Side*

Size	50 Yr. LP Smart Siding	Finance 9.9% APR 65 MOS	Lifetime Vinyl Siding	Finance 9.9% APR 65 MOS
20x20	\$10353	\$208	\$12390	\$248
20x24	12044	241	14442	289
20x28	13791	276	16424	329
↑ (2) 8' wide x 7' high garage doors ↑				
24x24	13361	268	15994	320
24x28	15330	307	18406	369
24x30	16202	325	19488	390
24x32	16867	338	20152	404
24x36	18614	373	21456	430
24x40	20582	412	23216	465
24x44	22550	431	25933	519
24x48	24518	491	28191	564
28x24	16632	333	19127	383
28x28	19127	383	21996	440
28x32	20790	416	23909	479
28x36	23285	466	26777	536
28x40	25780	516	29646	593
28x44	28274	566	32516	651
28x48	30769	616	35385	708
↑ (2) 9' wide x 7' high garage doors ↑				

Plus 6% Sales Tax
20' and 24' wides are full width at the base
28' wides are 11" less at the base
(due to shipping regulations)
11'4" overall height

2-STORY A-FRAME GARAGES

SECOND FLOOR IS GREAT FOR:

Game Room • Home Office • Man Cave • Storage • Workshop • In-Law Quarters

First Floor Includes:

- (4) 24"x36" Windows
- (1) 9-Lite House Door



1st Floor

Second Floor Includes:

- (4) 24"x36" Windows
- 7/12 Roof Pitch



2nd Floor

I have never seen such teamwork. All they did was nod at each other. They worked so efficiently. A 2-story garage assembled & ready to use all in one day! Unbelievable!

~ Don, Ladysburg, PA



24x24 2-Story A-Frame Garage

Chestnut Smart Siding • White Trim
Black Shutters • Clay Metal Roof

Optional: Carriage Style Doors • 2 Ramps



24x24 2-Story A-Frame Garage

Light Grey Smart Siding • White Trim
Green Metal Roof

Optional: Standard as Shown

Size	50 Yr. LP Smart Siding	Finance 9.9% APR 65 MOS	Lifetime Vinyl Siding	Finance 9.9% APR 65 MOS
20x20	\$16438	\$329	\$19058	\$382
20x24	19446	389	22993	460
20x28	21899	438	26279	526
↑ (2) 8' wide x 7' high garage doors ↑				
24x24	21372	428	24795	496
24x28	24518	491	26458	530
24x30	25835	517	28025	561
24x32	26930	539	30880	618
24x36	29785	596	33749	675
24x40	32848	657	37672	754
24x44	35912	719	41289	826
24x48	38974	780	44810	897
28x24	26334	527	30284	606
28x28	28967	580	33319	667
28x32	31601	633	36341	727
28x36	34234	685	39369	788
28x40	36868	738	42397	848
28x44	39917	799	45904	919
28x48	43243	865	49730	995
↑ (2) 9' wide x 7' high garage doors ↑				
Plus 6% Sales Tax 20' wides are full width at the base 24' and 28' wides are 11" less at the base (due to shipping regulations) 18' overall height				



24x24 2-Story A-Frame Garage

Clay Smart Siding
Red Trim • Black Shutters
Red Metal Roof

Optional: 2-Tone Sides • Ramps



24x28 2-Story A-Frame Garage

Grey Vinyl Siding • White Trim • Charcoal Shingles

*Optional: Carriage Style Doors • Ramps
Shingled Roof*

2-STORY GAMBREL GARAGES

Gambrel Roof will Maximize Your Head Room Upstairs!

First Floor Includes:

- (4) 24"x36" Windows
- (1) 9-Lite House Door



1st Floor

Second Floor Includes:

- (4) 24"x36" Windows



2nd Floor



24x24 2-Story Gambrel Garage

Light Grey Smart Siding • Blue Trim • Blue Metal Roof
Optional: Carriage Style Doors • 2 Ramps
 2-Tone Sides



20x20 2-Story Gambrel Garage

Red Smart Siding • White Trim
 Dark Grey Shutters
 Charcoal Metal Roof
Optional: 2 Ramps

Your crew did an amazing job! People driving by almost run off the road when they see this beautiful garage you built.
 ~ Harold Willis, Beach Haven, PA



28x36 2-Story Gambrel Garage

Avocado Smart Siding • Clay Trim
 Red Shutters • Clay Metal Roof
Optional: Clay Doors
 8' High Carriage Style Doors
 on Eave Side

8 foot high doors require
 1 foot higher side walls
\$2.00 per sq. ft.



24x30 2-Story Gambrel Garage

Grey Vinyl Siding • White Trim • Charcoal Metal Roof
Optional: 8' High Carriage Style Doors
 12x30 Lean-to • 2-Tone Sides
 Pointed Roof Overhang • 3 Ramps • Patio Doors

Size	50 Yr. LP Smart Siding	Finance 9.9% APR 65 MOS	Lifetime Vinyl Siding	Finance 9.9% APR 65 MOS
20x20	\$18082	\$362	\$20964	\$420
20x24	21391	428	25293	506
20x28	24089	482	28907	579
↑ (2) 8' wide x 7' high garage doors ↑				
24x24	23510	471	27275	546
24x28	26970	540	29104	583
24x30	28419	569	30828	617
24x32	29623	593	33968	680
24x36	32764	656	37124	743
24x40	36133	723	41440	829
24x44	39504	791	45418	909
24x48	42872	858	49291	986
28x24	28968	580	33313	667
28x28	31864	638	36651	734
28x32	34762	696	39976	800
28x36	37658	754	43306	867
28x40	40555	812	46637	933
28x44	43909	879	50495	1010
28x48	47568	952	54703	1095

↑ (2) 9' wide x 7' high garage doors ↑

Plus 6% Sales Tax
 20' wides are full width at the base
 24' and 28' wides are 11" less at the base
 (due to shipping regulations)
 18' overall height

Then you will know the Truth, and the Truth will set you free. – John 8:32



HIGH-QUALITY SHED CONSTRUCTION STANDARDS

10-YEAR
Top to Bottom
WARRANTY
The Best in the Industry!




- ✓ GAF (Lifetime Warranty) Architectural Shingles
- ✓ 15 lb. Roofing Felt Paper
- ✓ High Quality Kiln-dried 2x4 Studs & Rafters – 16" Spacing
- ✓ GP Lifetime Warranty Vinyl Siding
- ✓ Vinyl Coated Woodgrain Aluminum Trim
- ✓ Fiberglass Doors with Stainless Hinges & Keyed Lock
- ✓ Diamond Plate Threshold (Aluminum)
- ✓ Aluminum Frame Windows with Screens and Shutters
- ✓ 5/8" Premium Plywood Flooring (300 PSF)
- ✓ Pressure-treated 2x4 Floor Joists – 16" Spacing
- ✓ Pressure-treated 4x4 Runners

*Shown with
Optional Classic Vents*

↑ VINYL SHED STANDARDS ↑

All our SHEDS and GARAGES are designed & built for a
50 PSF SNOW LOAD and 90 MPH WINDS

↓ PAINTED SHED STANDARDS ↓



- ✓ GAF (Lifetime Warranty) Architectural Shingles
- ✓ 15 lb. Roofing Felt Paper
- ✓ High Quality Kiln-dried 2x4 Studs & Rafters – 16" Spacing
- ✓ 50-Year Warranty LP Smart Siding with 2 Coats Premium Acrylic Paint
- ✓ 2x4 Sturdy-Built Doors with Rust-proof Hinges, & Keyed Lock
- ✓ Diamond Plate Threshold (Aluminum)
- ✓ Aluminum Frame Windows with Screens and Vinyl Shutters
- ✓ 5/8" Premium Plywood Flooring (300 lbs. per sq. ft. rating)
- ✓ Pressure-treated 2x4 Floor Joists – 16" Spacing
- ✓ Pressure-treated 4x4 Runners

*Shown with
Optional Classic Vents*





HIGH-QUALITY GARAGE CONSTRUCTION STANDARDS



Shown with Optional
16" Front Overhang and Classic Vents

- ✓ GAF (Lifetime Warranty) Architectural Shingles
- ✓ 15 lb. Roofing Felt Paper
- ✓ High Quality Kiln-dried 2x4 Studs & Rafters – 16" Spacing
- ✓ GP (Lifetime Warranty) Vinyl Siding
- ✓ **OR** (50-Year Warranty) LP Smart Siding with 2 Coats Premium Acrylic Paint
- ✓ Insulated Garage Door with Smooth Operating Torsion Springs (Electric Opener Compatible)
- ✓ Diamond Plate Threshold (Aluminum)
- ✓ 3x6 Fiberglass Man Door with Vinyl Siding
- ✓ **OR** 3x6 Wood Man Door with Smart Siding
- ✓ (2) 24"x36" Aluminum Windows with Screens & Shutters
- ✓ 3/4" Pressure-treated Plywood Floor (450 lbs. per sq. ft. rating)
- ✓ Pressure-treated 2x4 Floor Joists – 12" Spacing
- ✓ Pressure-treated 4x4 Runners

↑ 1-CAR GARAGE STANDARDS ↑

50 PSF SNOW LOAD • 90 MPH WIND RATING

↓ 2-CAR AND 2 STORY GARAGE STANDARDS ↓



Shown with Optional
Ramps and
Wood Shutters

Second Floor:

- ✓ 2x6 Floor Joists – 16" Spacing
- ✓ 2x8 Joists with 14 & 28 Wide Buildings
- ✓ 5/8" Plywood Flooring (Premium)
- ✓ Stairway to Second Floor
- ✓ 28 GA. 40-Year Warranty G-100 Metal Roof
- ✓ High Quality Kiln-dried 2x6 Rafters – 24" Spacing
- ✓ High Quality Kiln-dried 2x4 Studs – 16" Spacing
- ✓ 50-Year Warranty LP Smart Siding with 2 Coats Premium Acrylic Paint
- ✓ **OR** GP Lifetime Warranty Vinyl Siding
- ✓ Insulated Garage Doors with Smooth Operating Torsion Springs (Electric Opener Compatible)
- ✓ Diamond Plate Thresholds (Aluminum)
- ✓ 9-Lite Fiberglass House Door (Insulated)
- ✓ 24"x36" Aluminum Windows with Screens & Vinyl Shutters
- ✓ 3/4" Pressure-treated Plywood Floor (450 lbs. per sq. ft. rating)
- ✓ Pressure-treated 2x4 Floor Joists – 12" Spacing
- ✓ Pressure-treated 4x4 Runners
- ✓ 15'6" Center Wall Open Span (Between the Two Halves)



OPTIONS for SHEDS and GARAGES

VENTILATION

Gable Vents	\$20 ea.
Classic Gable Vents.....	\$40 ea.
Shingle over Ridge Vent.....	\$7.00 per ft.

WINDOWS

Additional 18"x36" or 24"x36" with Screens & Shutters	\$125
Upgrade to Insulated 24"x36" with Screens & Shutters	\$150
Additional Insulated 24"x36" with Screens & Shutters.....	\$250
Florida Room Package Includes 8 – 48"x54" Slider Windows	\$2,400
18" Octagon or 24"x12" Sunburst.....	\$150
24" Vinyl Flower Box	\$50
Z-Style Wood Shutters	\$50 per set
Wooden Slat Shutters	no charge
Credit to Delete a Window	\$40

DOORS

Crossbuck Trim on Wood Doors	\$25 ea. door
12" Decorative Hinges.....	\$10 per hinge
Higher or Wider Wood Doors.....	\$75 per ft.
Paint Wood or Fiberglass Slab Doors Contrast Color	\$75 ea. door
Paint 9-Lite Fiberglass House Door.....	\$150
Extra Single Wood Door	\$150
Extra Double Wood Doors.....	\$300
Extra Single Fiberglass Door (for Vinyl Siding).....	\$250
Extra Double Fiberglass Door (for Vinyl Siding)	\$500
Add Transom to Wood or Fiberglass Door.....	\$100 6' Double\$200
Add 9-Lite Arch to 6' Double Fiberglass Slab Doors	\$500
Upgrade Wood Door to 9-Lite or Solid House Door (outswing)	\$350 ea. door
15-Lite Fiberglass House Door (outswing).....	\$650
Extra 9-Lite or Solid Fiberglass House Door (outswing).....	\$400
Convert to (inswing) Includes Vinyl Jamb	\$150

GARAGE DOORS

Upgrade Wood or Fiberglass Doors to Garage Door.....	\$900
Additional Garage Door 6'wx6'h, 8'wx7'h, 9'wx7'h	\$1000
Move Garage Door to Eave Side	\$200
9'wx8'h Garage Door – Only available in 14'w Dutch Style and All 2-Story Garages	\$400
Add Regular Windows in Garage Door	\$200
Upgrade to Carriage Style Garage Door	\$400
Credit to Delete a Garage Door	\$500
Add Color to your Garage Door – Brown, Sandstone, Tan	\$100 Green, Black, Woodgrain.....\$300

PORCHES

Porch within the Shed Size	\$10 sq. ft.
Straight Baluster Railing.....	\$20 ln. ft.
Sunburst Railing.....	\$30 ln. ft.
Vinyl Baluster Railing.....	\$40 ln. ft.

RAMPS

4' Wide	\$85
5' Wide.....	\$95
6' Wide.....	\$105
8' or 9' Wide.....	\$150

LOFTS

4'x8'	\$85
4'x10'	\$95
4'x12'	\$105
4'x14'	\$150

SHELVING

Shelving or Work Bench	\$4.50 sq. ft.
------------------------------	----------------

ELECTRICAL

1 Light and Switch, 1 Outlet with Exterior Hook-up Ready	\$250
Additional Lights or Outlets	\$50
100 Amp Breaker Box	\$200
52" Ceiling Fan/Light Combo	\$250

FLOORS

8" O.C. Spacing 2x4 Floor Joists	\$1.00 sq. ft.
12" O.C. Spacing 2x4 Floor Joists	\$0.50 sq. ft.
2x6 Floor Joists 12" O.C. Spacing	\$1.50 sq. ft.
3/4" Pressure-treated Plywood.....	\$1.50 sq. ft.
R-7 Double Bubble Insulation.....	\$1.00 sq. ft.
R-13 Fiberglass Insulation with 28 ga. Metal Bottom.....	\$4.50 sq. ft.
Floorless Option Includes: PT 6x6 Bottom Plate Anchored to Cement Floor Including Additional Labor	\$1.00 sq. ft. Minimum.....\$300
6" Cement Floor with Fiber 4000 PSI.....	\$6.50 sq. ft.

WALLS AND SIDING

2x6 Wall Studs 16" O.C.	\$1.50 sq. ft.
House Wrap Under Vinyl Siding	\$0.50 sq. ft.
Two-Tone Painted Sides (any size shed).....	\$300
Unpainted Shed	3% Off
Custom Non-Stock Vinyl Siding	20% Upcharge
Vinyl Log Siding.....	45% more than Vinyl Prices
Wood Log Siding (stained).....	25% more than Vinyl Prices
Stone Veneer	\$25 per sq. ft. of Stone
Urethane Stain.....	\$1.00 sq. ft.
Metal Siding, LP Batten or Lap Siding.....	10% more than Vinyl Prices
Partition Enclosed to the Roof	\$25 per ln. ft.

FINISHED INTERIORS

R-13 2x4 Wall Insulation.....	\$1.75 sq. ft.
R-13 2x4 Roof Insulation.....	\$2.00 sq. ft.
R-19 2x6 Wall Insulation.....	\$2.00 sq. ft.
R-19 2x6 Roof Insulation.....	\$2.25 sq. ft.
Tongue & Groove Knotty Pine Walls & Ceiling.....	\$10.00 sq. ft.
Two Coats Clear Lacquer	\$2.00 sq. ft.
Linoleum Flooring (includes Luwan).....	\$5.00 sq. ft.

2-CAR MODULAR GARAGE

Enlarge center wall open span between the 2 halves from standard 15'6" to 19'6" clear span.....	\$300 24' clear span.....\$500
--	--------------------------------

ROOFS

Cape Transom Dormer.....	\$100 per ln. ft. Vinyl	\$150 per ln. ft.
Gutters & Downspouts.....	\$7.00 ln. ft.	
TeckShield Roof Sheathing.....	\$0.50 sq. ft.	
Double Bubble Condensation Barrier for Metal Roofs.....	\$1.50 sq. ft.	
Metal Roofing for A-Frame, Quaker or Cape Cod Sheds.....	\$1.50 sq. ft.	
Metal Roofing for Dutch, Barn, Hip or Dormer Sheds.....	\$3.00 sq. ft.	
8" Eave Overhang (not available on Barn Style)	\$15.00 per ft.	
16" Gable Overhang Available on Any Shed.....	\$12.00 per ft.	
Shingles on 2-Car and 2-Story Garage	\$1.00 sq. ft.	

CUPOLAS

18" White Vinyl with Black Metal Roof.....	\$200
24" White Vinyl with Black Metal Roof.....	\$300
18" White Vinyl with Concave Copper Roof and Windows	\$400
24" White Vinyl with Concave Copper Roof and Windows	\$500
Vent for the Cupola.....	\$50
24" Black Weathervane – Eagle, Rooster, Horse & Buggy.....	\$100

Please see salesman
for actual color samples

COLOR CHOICES


LP SMART SIDING PAINT – TRIM, DOOR & SHUTTER COLORS



URETHANE STAIN



GP VISION PRO VINYL SIDING COLORS (Lifetime Warranty)



ALUMINUM TRIM FOR VINYL SIDING – DOORS, FASCIA, AND SHUTTER COLORS



GAF TIMBERLINE SHINGLE COLORS (Lifetime Warranty)



28 GA. PREMIUM G-100 METAL ROOFING (40-Year Warranty, more colors available)



RENT-TO-OWN

Up to \$12,500 - 1 Month Down Payment

0-48 MONTH TERMS • NO CREDIT CHECK

The rental agreement is on a month to month basis.
When you stop making payments, we pick up the shed.

EXAMPLE: RENT-TO-OWN

\$2,500 for 48 Months. Rental Fee \$105 per month
\$5,000 for 48 Months. Rental Fee \$209 per month
\$7,500 for 48 Months. Rental Fee \$313 per month

NO prepayment or early pay off penalty

NOW YOU CAN HAVE STORAGE AT HOME!



FINANCING

Up to \$60,000 - 0% Down Payment

65 MONTH TERM • 9.99% APR BASED ON CREDIT APPROVAL

EXAMPLE: FINANCE

\$2,500 for 65 Months. \$50 per month
\$5,000 for 65 Months. \$100 per month
\$10,000 for 65 Months. \$200 per month
\$15,000 for 65 Months. \$300 per month
\$20,000 for 65 Months. \$400 per month

**For a fast, no obligation credit check go to:
www.rockymtnsheds.com
Click "Financing with Wells Fargo"**



SAY GOODBYE TO STORAGE DOWN THE ROAD

Site Prep Recommendations

The customer is responsible for a level pad site. We recommend removing 3-4" of top soil and filling with crushed stone. Pad should be 1 foot larger than the shed on all sides. We recommend using a laser transit to level the pad. Your shed will only be as level as your pad! The use of blocks is discouraged and voids your warranty.

For your peace of mind, **we offer site preparation at \$4.00 sq. ft.**

Includes level site grading 4" thick 2-B stone. If your site is more than one foot off level, additional charges may apply.



Shed pad shown with **OPTIONAL 4x4 border** for an additional \$2.00 sq. ft. It helps to keep the gravel in place.



20-MILE FREE DELIVERY!

(from any of our sales lots)

Access Requirements

We must have adequate access to deliver your shed or garage. Approximately 60 feet of space is needed for the truck and trailer to pull out from the end of the shed. The roads and driveway going to your site will need to have a minimum of 14 feet height and a width of 2 feet wider than the building. Please check tree limbs and wires for clearance in advance.



"Mule" Shed Placement (\$100)

Will go places the truck and trailer cannot access.

The Mule is able to make sharp turns with 20,000 lbs. less weight going through your lawn. Check out the video on our website!



For Delivery

Please specify the loading direction of your shed doors: face front, back, driver or passenger side so that your shed will unload facing the way you need it.

BUILD ON SITE OPTION

If the Truck and/or the Mule cannot access, stick build on site is available at 30% upcharge. For buildings exceeding \$10,000, 20% upcharge.

Rocky Mountain

• STRUCTURES LLC •

2365 (Rte. 118) • Hunlock Creek, PA 18621

570.266.6394

www.rockymtnsheds.com