

SHEDS *and* GARAGES

Make a Solid Investment • Eliminate Monthly Storage Fees



24x24 2-Car 2-Story Garage

Tan Vinyl Siding • White Trim • Black Shutters • Copper Metal Roof

*Optional: Carriage Style Doors
2 Ramps*



12x32 1-Car Dutch Garage

Chestnut Smart Siding • Tan Trim • Shakewood Shingles

Optional: Classic Vents • Crossbuck Door Trim



10x16 Cape Cod

Beige Smart Siding • Clay Trim • Green Doors & Shutters
Shakewood Shingles

*Optional: Transom Dormer • Classic Vents • Extra Transom Door
All Doors Painted Green • Z Style Shutters*



AFFORDABLE *Storage Solutions*



Rocky Mountain
• STRUCTURES LLC •

CONTENTS

Mini Barns	Page 3
A-Frames.....	4
Dutch Barns	5
Quakers.....	6
Manors.....	7
Cape Cods	8
Hip Roofs	9
Animal Shelters & Playhouses.....	10
1-Car Garages	11
Modular Garages.....	12
2-Car Garages.....	13
2-Story A-Frame Garages.....	14
2-Story Gambrel Garages	15
Construction Standards.....	16-17
Options.....	18
Color Choices & Rent-to-Own	19
Site Preparation.....	20



A bird's-eye view of our manufacturing plant located at the base of the Mahantango Mountain in Lykens, PA.

We broke ground in the summer of 2004. Starting from scratch as pioneers, we cleared trees and encountered extreme rocky terrain. Massive boulders were uncovered, and then used for landscaping and rock retaining walls. Hence the name ROCKY MOUNTAIN STRUCTURES was born.

We have been blessed with exceptional employees, and they helped build a raving customer base. We have experienced steady growth, and expanded our facility three times in a down economy. All the glory to our Creator and Provider. With God, nothing is impossible.

Never underestimate the power of high quality workmanship and 100% customer satisfaction.

Rocky Mountain Structures manufactures and delivers 400-500 buildings per year in Pennsylvania and the surrounding states. A combined total of 150+ SHEDS & GARAGES on display 24/7 at eight locations!

OUR MISSION

Our foremost goal is to produce excellent products and services that will meet or exceed our customers' expectations. Our team strives to bring glory to God through superior service that shows honesty and integrity to all we serve. We are committed to a long-term relationship with our customers.



Organize Your Stuff

10-YEAR
Top to Bottom
WARRANTY

The Best in the Industry!



20 Mile FREE DELIVERY!
(from any of our sales lots)

MINI BARNs

*Need more headroom?
See our Dutch Barns on page 5
for loft storage options.*

The most economical shed available!



8x10 Mini Barn

Chestnut Smart Siding • Beige Trim
Shakewood Shingles

*Optional:
Economy Package • 2 Vents*

10x12 Mini Barn

Blue Vinyl Siding • White Trim
Grey Shingles

*Optional:
Ramp • Ridge Vent*

Size	50 Yr. LP Smart Siding	Rent to Own 48 MOS	Lifetime Vinyl Siding	Rent to Own 48 MOS
8x8	\$2072	\$87	\$2587	\$108
8x10	2270	95	2838	119
8x12	2468	103	3076	129
8x16	2864	120	3577	150
↑ 4' wide x 6' high double doors ↑				
10x10	2521	106	3181	133
10x12	2812	118	3511	147
10x14	3102	130	3881	162
10x16	3300	138	4118	172
10x20	3881	162	4607	192
↑ 5' wide x 6' high double doors ↑				
12x16	3524	147	4356	182
12x20	4184	175	5029	210
12x24	4752	198	5716	239
↑ 6' wide x 6' high double doors ↑				

Plus 6% Sales Tax

Includes (1) 18x27" Window • 42" Interior Wall Height

ECONOMY PACKAGE OPTION 8% OFF

*Excludes window, tar paper and
diamond threshold.*

*2x4 studs and rafters 24" spacing versus 16".
8' and 10' wide sheds are 2x3 studs and rafters.*

WE MANUFACTURE AND DELIVER ALL TYPES OF BUILDINGS...

*...from very basic storage sheds to elaborate, multi-use portable structures with finished
interiors, turn-key ready, pre-built and delivered to your location.*



13x28 Campground Bathhouse



10x16 Play School House



12x24 Sales Office

Delight yourselves in the Lord, and he will give you the desires of your heart. – Psalms 37:4

A-FRAMES

*A common style shed that can easily be outfitted with an electrical package, shelving, or even a porch.
Standard with a 5/12 roof pitch*



10x14 A-Frame

Avocado Smart Siding • Beige Trim
Black Shutters • Charcoal Shingles

Optional: 16" Front Overhang • Gable Vents



10x12 A-Frame

Clay Vinyl Siding • Brown Trim • Hickory Shingles

Optional: Gable Vents

Size	50 Yr. LP Smart Siding	Rent to Own 48 MOS	Lifetime Vinyl Siding	Rent to Own 48 MOS
8x8	\$2363	\$99	\$2957	\$124
8x10	2561	107	3208	134
8x12	2759	115	3511	147
8x16	3155	132	3947	165
↑ 4' wide x 6' high double doors ↑				
10x10	2904	121	3630	152
10x12	3102	130	3881	162
10x14	3392	142	4224	176
10x16	3683	154	4607	192
10x20	4066	170	5082	212
↑ 5' wide x 6' high double doors ↑				
12x16	4475	187	5003	209
12x20	5201	217	5834	244
12x24	5795	242	6666	278
12x28	6389	267	7392	308
12x30	6732	281	7828	327
12x32	7128	297	8250	344
12x36	7775	324	8936	373
12x40	8514	355	9715	405
14x20	5887	246	6798	284
14x24	6455	269	7880	329
14x28	7511	313	8540	356
14x32	8224	343	9319	389
14x36	8976	374	10230	427
14x40	9847	411	11075	462
↑ 6' wide x 6' high double doors ↑				
Plus 6% Sales Tax Includes (2) 18"x36" windows with screens & vinyl shutters 8' & 10' wide sheds 6'5" interior wall height 12' & 14' wide sheds 7'5" interior wall height 14' wide sheds are 6" less at the base				



12x28 A-Frame

Chestnut Smart Siding • Clay Trim
Weatherwood Shingles

Optional: Gable Vents



12x16 A-Frame

Clay Vinyl Siding • Blue Trim • Copper Metal Roof
*Optional: Classic Vents • Ramp • Copper Metal Roof
24" Copper Top Cupola with Glass*


DUTCH BARN

OUR BEST SELLER! With maximum headroom, you can take advantage of the open space by adding a loft, workbench and shelving.



10x14 Dutch Barn

Clay Vinyl Siding • Black Trim • Weatherwood Shingles
Optional: Classic Vents



10x16 Dutch Barn

Red Smart Siding • White Trim • Grey Shingles
Optional: Classic Vents • Ramp



12x24 Dutch Barn

Tan Vinyl Siding • Brown Trim • Hickory Shingles
Optional: 2nd Set of Double Doors
• Painted Brown Doors • Gable Vents



We can install lofts & shelving to maximize your storage potential!



12x20 Dutch Barn

Cedar Stain • Brown Trim • Hickory Shingles
Optional: Loft Window • House Door
6x12 Porch with Railing • Urethane Stain

Size	50 Yr. LP Smart Siding	Rent to Own 48 MOS	Lifetime Vinyl Siding	Rent to Own 48 MOS
8x10	\$ 2759	\$115	\$3458	\$145
8x12	3062	128	3828	160
8x16	3551	148	4435	185
↑ 4' wide x 6' high double doors ↑				
10x10	3102	130	3881	162
10x12	3392	142	4066	170
10x14	3683	154	4422	185
10x16	4066	170	4699	196
10x20	4646	194	5544	231
↑ 5' wide x 6' high double doors ↑				
12x16	4475	187	5003	209
12x20	5201	217	5834	244
12x24	5795	242	6666	278
12x28	6389	267	7392	308
12x30	6838	285	7828	327
12x32	7128	297	8250	344
12x36	7775	324	8936	372
12x40	8514	355	9715	405
14x20	5887	246	6798	284
14x24	6455	269	7880	329
14x28	7498	313	8540	356
14x32	8224	343	9319	389
14x36	8976	374	10230	427
14x40	9847	411	11075	462
↑ 6' wide x 6' high double doors ↑				
Plus 6% Sales Tax Includes (2) 18"x36" windows with screens & vinyl shutters 6'5" interior wall height 14' wide sheds are 6" less at the base				

We could not be happier with our shed. The craftsmanship & the materials that were utilized are of excellent quality!

~ Barry, Oley, PA

QUAKERS

Old world salt box style building with an offset roof and 16" front overhang.



10x12 Quaker

Brown Smart Siding • Beige Trim • Light Stone Metal Roof
Optional: Beige Doors • Classic Vents • Metal Roof



8x10 Quaker

White Vinyl Siding • Brown Trim • Hickory Shingles
Optional: Classic Vents • Ramp

Size	50 Yr. LP Smart Siding	Rent to Own 48 MOS	Lifetime Vinyl Siding	Rent to Own 48 MOS
8x10	\$ 2759	\$115	\$ 3458	\$145
8x12	3062	128	3828	160
8x16	3551	148	4435	185
↑ 4' wide x 6' high double doors ↑				
10x10	3102	130	3881	162
10x12	3392	142	4066	170
10x14'	3683	154	4422	185
10x16	4066	170	4699	196
10x20	4646	194	5544	231
↑ 5' wide x 6' high double doors ↑				
12x16	4475	187	5003	209
12x20	5201	217	5834	244
12x24	5795	242	6666	278
12x28	6389	267	7392	308
12x30	6838	285	7828	327
12x32	7128	297	8250	344
12x36	7775	324	8936	373
12x40	8514	355	9715	405
↑ 6' wide x 6' high double doors ↑				
Plus 6% Sales Tax Includes (2) 18"x36" windows with screens & vinyl shutters 8' front wall interior height 6'5" back wall interior height				



10x16 Quaker

Cedar Stain • Green Trim • White Shutters • Green Shingles
Optional: Classic Vents • Green Doors • Urethane Stain



12x20 Quaker

Flint Vinyl Siding • White Trim • Black Shutters • Charcoal Shingles
Optional: Arched 9-Lite Doors • Ridge Vent • Ramp

MANORS

**Complement your home! Dress it up! Manors feature a 7/12 roof pitch.
Standard with a dormer. Add extra doors and windows as needed!**



10x14 Manor

Tan Vinyl Siding • White Trim • Red Doors
Red Shutters • Shakeswood Shingles

*Optional: 3 Classic Vents
Extra Door • 3 Painted Doors*



10x16 Manor

Cream Vinyl Siding • White Trim
Black Shutters • Charcoal Shingles

Optional: 3 Classic Vents



10x12 Manor

Dark Grey Smart Siding • Beige Trim and Doors
Grey Shingles

*Optional: 3 Classic Vents • Beige Doors
Crossbuck Door Trim • Ramp*



12x24 Manor

Warm Cedar Vinyl Log Siding • Green Trim & Metal Roof

*Optional: Metal Roof • 5 Insulated Windows
Veneer Stack Stone • Deck • Painted 15-Lite House Door
Insulated • Electrical Package • Knotty Pine Interior • 8" Roof Overhangs*

Size	50 Yr. LP Smart Siding	Rent to Own 48 MOS	Lifetime Vinyl Siding	Rent to Own 48 MOS
8x10	\$3155	\$132	\$3947	\$165
8x12	3353	140	4184	175
8x16	3551	148	4686	196
↑ 4' wide x 6' high double doors ↑				
10x10	3749	157	3986	167
10x12	3881	162	4396	184
10x14	4171	174	4752	198
10x16	4462	186	5095	213
10x20	4963	207	5755	240
↑ 5' wide x 6' high double doors ↑				
12x16	5227	218	5557	232
12x20	5834	244	6362	266
12x24	6560	274	7154	299
12x28	7313	305	7973	333
12x30	7643	319	8356	344
12x32	8026	335	8752	365
12x36	8765	366	9491	396
12x40	9544	398	10388	433
14x20	6996	292	7828	327
14x24	7603	317	8712	363
14x28	8461	353	9649	403
14x32	9200	384	10454	436
14x36	10006	417	11207	467
14x40	11035	460	12197	509

↑ 6' wide x 6' high double doors ↑

Plus 6% Sales Tax
Includes (2) 18"x36" windows with
screens & vinyl shutters
6'5" interior wall height
14' wide sheds are 6" less at the base

*I bought 4 of your structures
over the past 12 years. It has
always been a pleasure to
work with your company.*

~ Jim Oxenrider, Pitman, PA


CAPE CODS

Add value to your property! Storage with a touch of class.
Cape Cods feature a 7/12 roof pitch, 8" overhangs
with wide faceboards, and transom doors.



10x16 Cape Cod

Grey Vinyl Siding • White Trim • Charcoal Shingles
Optional: Classic Vents • Flower Boxes



10x20 Cape Cod

Dark Grey Smart Siding • Cream Trim • Charcoal Shingles
Optional: Extra Set of Transom Doors
Cream Doors • Cupola • Weather Vane

Size	50 Yr. LP Smart Siding	Rent to Own 48 MOS	Lifetime Vinyl Siding	Rent to Own 48 MOS
8x10	\$3115	\$130	\$3498	\$146
8x12	3366	141	3643	152
8x16	3868	162	4264	178
↑ 6' wide x 6' high double doors ↑				
10x10	3432	143	3947	165
10x12	3736	156	4277	179
10x14	4013	168	4554	190
10x16	4343	181	4858	203
10x20	4805	201	5531	230
↑ 6' wide x 6' high double doors ↑				
12x16	4923	206	5775	241
12x20	5734	239	6310	263
12x24	6559	274	7102	296
12x28	7288	304	7894	329
12x30	7728	323	8329	348
12x32	8209	343	8699	363
12x36	8883	371	9398	392
12x40	9570	399	10204	426
14x20	6862	286	7471	312
14x24	7755	324	8408	351
14x28	8855	369	9306	388
14x32	9749	407	10217	426
14x36	10629	443	11194	467
14x40	11743	490	12236	510
↑ 6' wide x 6' high double doors ↑				
Plus 6% Sales Tax Includes (2) 18"x36" windows with screens & vinyl shutters 6'10" interior wall height 14' wide sheds are 6" less at the base				



12x20 Cape Cod

Beige Smart Siding • Clay Trim
 Weatherwood Shingles
Optional: Clay Doors
Cupola • Classic Vents
Customer-supplied Flower Boxes



10x16 Cape Cod

Clay Vinyl Siding • White Trim • Black Shutters • Charcoal Shingles
Optional: Transom Dormer • Classic Vents • Extra Transom Door
All Doors Painted Red

HIP ROOFS

Create a **FLORIDA ROOM** by adding a window package and finished interior!



10x14' Hip Roof

White Smart Siding • Tan Trim • Copper Metal Roof
Optional: Transom Doors • 8" Roof Overhangs
Copper Metal Roof



10x16 Hip Roof

Light Grey Smart Siding • Dark Grey Trim • Grey Shingles
Optional: Transom Doors • 8" Roof Overhangs
Dark Grey Doors



12x12 Hip Roof

Clay Vinyl Siding • Brown Trim & Door • Hickory Shingles
Optional: Florida Room Window Package
24" Vinyl Cupola • Painted House Door



12x16 Hip Roof

Beige Smart Siding • Clay Trim • Weatherwood Shingles
Optional: Florida Room Window Package
Cupola • 8" Roof Overhangs • Painted 15-Lite Door
Insulated • Electrical Package • Knotty Pine Interior

Size	50 Yr. LP Smart Siding	Rent to Own 48 MOS	Lifetime Vinyl Siding	Rent to Own 48 MOS
8x10	\$3155	\$132	\$3947	\$165
8x12	3353	140	4184	175
8x16	3749	157	4686	196
↑ 4' wide x 6' high double doors ↑				
10x10	3643	152	3986	167
10x12	3881	162	4396	184
10x14	4171	174	4752	198
10x16	4462	186	5095	213
10x20	4963	207	5755	240
↑ 5' wide x 6' high double doors ↑				
12x16	5227	218	5557	232
12x20	5834	244	6362	266
12x24	6560	274	7154	299
12x28	7326	306	7973	333
12x30	7630	318	8356	349
12x32	8026	335	8752	365
12x36	8765	366	9491	396
12x40	9557	399	10388	433
14x20	6996	292	7828	327
14x24	7603	317	8712	363
14x28	8461	353	9649	403
14x32	9200	384	10454	436
14x36	10006	417	11207	467
14x40	11035	460	12197	509
↑ 6' wide x 6' high double doors ↑				
Plus 6% Sales Tax Includes (2) 18"x36" windows with screens & vinyl shutters 6'5" interior wall height 14' wide sheds are 6" less at the base				

You guys do fantastic work. If you need any references, I will be glad to recommend your company to anyone.

~ Doug Dzinski, Gouldsboro, PA

HORSE BARNS

Horse Barn Features:

- Pressure-treated 6x6 foundation skids
- Steel corner braces with tow hooks
- (1) 4'x7' Dutch door with chew guard per stall
- (1) 18"x27" window with grill per stall
- Powder-coated stall grills between stalls

Run-in Sheds 50 Yr. LP Smart Siding			Enclosed Horse Barns 50 Yr. LP Smart Siding	
Size	Price	Rent to Own 48 MOS	Price	Rent to Own 48 MOS
10x10	\$3102	\$130	\$3709	\$155
10x12	3392	142	4000	167
10x16	4068	170	4686	196
⬆️ (1) 8' Opening ⬆️			⬆️ (1) Stall ⬆️	
10x20	4646	194	6336	264
10x24	5227	218	6917	289
10x28	5887	246	7564	316
12x20	5135	214	6970	291
12x24	5716	239	7550	315
12x28	6296	263	8131	339
⬆️ (2) 8' Openings ⬆️			⬆️ (2) Stalls ⬆️	
12x32	7036	294	9636	402
12x36	7775	324	10375	433
12x40	8514	355	11880	495
⬆️ (3) 8' Openings ⬆️			⬆️ (3) Stalls ⬆️	
Optional Metal Siding – Add 25%				
Plus 6% Sales Tax				
Includes 2x8 Tongue and Groove Kickboard 4' high				



12x36 Run-in Shed

Clay Metal Siding • White Trim
Weatherwood Shingles

Optional: Metal Sides
8x12 Feed Room • 24" Vinyl Cupola

Run-in Shed Options:

- Add a partition with powder-coated grill (\$600)
 - Convert a section any size into a feed room. Includes a floor, man door, & window (\$300)
- No kickboard - deduct \$1.50 sq. ft.



10x20 Horse Barn

Brown Urethane Stain • Tan Trim • Shakeswood Shingles
Optional: Urethane Stain • Classic Vents • Feed Room

Convert a horse barn stall into a feed room at NO charge.

DOG KENNELS

Size	50 Yr. LP Smart Siding	Rent to Own 48 MOS
6x8	\$3080	\$129
8x8	3357	140
8x10	3832	160
8x12	4418	185
8x14	5005	209
10x10	4466	187
10x12	5148	215
10x14'	5922	247
Plus 6% Sales Tax		

8x10 Dog Kennel

Beige Smart Siding • Clay Trim
Weatherwood Shingles

Optional: Divider (\$700) • Classic Vents



Dog Kennel Features

- Man door on back wall
- Storage loft above kennel
- Chain link & poly decking

Dog Houses

Large
33" w x 43" l x 41" h
\$175

Medium
25" w x 33" l x 34" h
\$150

Small
21" w x 25" l x 28" h
\$125



CHICKEN COOPS

Size	50 Yr. LP Smart Siding	Rent to Own 48 MOS
5x6	\$1663	\$70
6x8	2006	84
8x8	2363	99
8x10	2838	119
8x12	3194	134
Plus 6% Sales Tax		

5'x6' Chicken Coop

Beige Smart Siding • Brown Trim
Weatherwood Shingles

Optional: Chicken wire enclosed bottom with trap door and ramp - Add \$200



PLAYHOUSES

Size	50 Yr. LP Smart Siding	Rent to Own 48 MOS
8x10	\$3036	\$127
8x12	3432	143
8x14	3828	160
Plus 6% Sales Tax		
Includes:		
• Man door on back wall		
• Loft with ladder above porch		
• Porch railing		

8x10 Playhouse

White Smart Siding • Pink Trim
Black Shutters • Charcoal Shingles
Standard as Shown



1-CAR GARAGES

PORTABLE • STURDY-BUILT • ECONOMICAL STORAGE

Designed for Cars, Trucks, Tractors, Collectibles, and More!

CHOOSE BETWEEN A-FRAME AND DUTCH STYLE



12x28 A-Frame Garage

Olive Vinyl Siding • Clay Trim • Weatherwood Shingles

*Optional: 16" Front Overhang
Clay Garage Door • Classic Vents
Double Side Doors Painted Clay*



14x40 A-Frame Garage

Cream Smart Siding • Green Trim • Shakewood Shingles

*Optional: 16" Front Overhang • Ramp
Gable Vents • Crossbuck Door Trim
24" Vinyl Cupola • Weather Vane
Customer Installed Gutters*



12x24 Dutch Garage

Clay Smart Siding • Brown Trim
Hickory Shingles

*Optional: Brown Garage Door
Classic Vents • Ramp
Crossbuck Door Trim*



14x24 Dutch Garage

Grey Vinyl Siding • White Trim • Charcoal Shingles

Optional: Classic Vents • Ramp

Size	50 Yr. LP Smart Siding	Rent to Own 48 MOS	Lifetime Vinyl Siding	Rent to Own 48 MOS
10x16	\$5346	\$223	\$6151	\$257
10x20	5940	248	6838	285
↑ 8' wide x 7' high garage door ↑				
12x16	5821	243	6574	274
12x20	6521	272	7392	308
12x24	6943	290	8171	341
12x28	7405	309	8884	371
12x30	7775	324	9174	383
12x32	8144	340	9623	401
12x36	8884	371	10507	438
12x40	9623	401	11220	468
14x20	7022	293	8118	339
14x24	7748	323	8910	372
14x28	8633	360	9702	405
14x32	9530	398	10666	445
14x36	10441	436	11695	488
14x40	11524	481	12672	N/A

↑ 9' wide x 7' high garage door ↑

Plus 6% Sales Tax
Includes (1) 3x6 man door and (2) 24"x36" windows
10' and 12' wides are full width
14' wides are 6" less at the base
(Due to shipping regulations)
11'3" overall height

Modular Garage Benefits Pages 12-15

- ✓ Modular garages cost 20-40% less than stick-built construction.
- ✓ Our buildings are manufactured in a climate-controlled facility with better quality control.
- ✓ Extra sturdy built construction to withstand transporting.
- ✓ A wooden floor does not draw moisture as in concrete (perfect for antique cars!)
- ✓ Heavy-duty pressure-treated floor engineered for everyday vehicle use (450 lbs./sq. ft. rating).
- ✓ Will easily accommodate full-sized pickup trucks and more!
- ✓ We can also install a (floorless garage) on a customer-provided concrete pad.
- ✓ Your garage will arrive in 2 sections and is generally completed in one day!
- ✓ High quality garage doors with torsion springs will easily accommodate electric openers.
- ✓ All we need is a level 4" thick gravel pad to set the garage down on.
- ✓ Short lead times.

FREE DELIVERY & SETUP *within 20 miles included!*

1-CAR 2-STORY GARAGES

*Double Your Floor
Square Footage*

Limited Ground Space? BUILD UPWARD!

First Floor Includes:

- (2) 24"x36" Windows
- (1) 9-Lite House Door



1st Floor

Second Floor Includes:

- (2) 24"x36" Windows



2nd Floor

Size	50 Yr. LP Smart Siding	Finance 9.9% APR 65 MOS	Lifetime Vinyl Siding	Finance 9.9% APR 65 MOS
12x20	\$9834	\$197	\$12065	\$242
12x24	11141	223	13649	273
12x28	12725	255	15576	312
12x30	13477	270	16368	328
12x32	14454	290	17186	344
12x36	16051	322	19034	381
12x40	17556	352	20803	417
14x20	12764	256	15325	307
14x24	14507	291	17226	345
14x28	15972	320	18599	372
14x32	17622	353	20486	410
14x36	19404	389	22572	452
14x40	21041	421	24407	489
14x44	22625	453	26017	521
14x48	24209	485	27839	557

↑ 9' wide x 7' high garage doors ↑

Plus 6% Sales Tax
14' wides are 6" less at the base
(due to shipping regulations)
12' wides are full width at the base
16'8" overall height



14x28 2-Story Garage

Clay Smart Siding • White Trim • Clay Metal Roof
Standard as Shown



12x24 2-Story Garage

Grey Vinyl Siding • White Trim • Blue Metal Roof
Optional: Ramp

We are very pleased with the overall quality & customer service. We love our garage! A lot less hassle & less expensive than hiring a contractor.

~ Deb Dickens, Pine Grove, PA

2-CAR 1-STORY MODULAR GARAGES

Protect your investments with a quality-built garage!

Includes:

- (3) 24"x36" Windows
- (1) 9-Lite House Door



24x24 2-Car 1 Story Garage

Red Smart Siding • Light Grey Trim • Charcoal Metal Roof
Standard as Shown



24x36 2 Car 1 Story Garage

Clay Smart Siding • White Trim • Green Metal Roof
Optional: Ramps



20x28 2-Car 1 Story Garage

Cream Vinyl Siding • White Trim • Hickory Shingles
Optional: Ramps and Shingled Roof



24x40 2-Car 1-Story Garage

Clay Smart Siding • White Trim • Charcoal Metal Roof
*Optional: Double Doors • Crossbuck Door Trim
3 Ramps • Garage Doors on Eave Side*

Size	50 Yr. LP Smart Siding	Finance 9.9% APR 65 MOS	Lifetime Vinyl Siding	Finance 9.9% APR 65 MOS
20x20	\$9860	\$198	\$11801	\$237
20x24	11471	230	13754	276
20x28	13134	263	15642	313
↑ (2) 8' wide x 7' high garage doors ↑				
24x24	12725	255	15233	305
24x28	14599	292	17530	351
24x30	15431	309	18559	372
24x32	16064	322	19193	384
24x36	17728	355	20434	409
24x40	19602	393	22110	443
24x44	21476	430	24697	500
24x48	23351	468	26849	537
28x24	15840	317	18216	365
28x28	18216	365	20948	419
28x32	19800	396	22770	456
28x36	22176	444	25502	511
28x40	24552	492	28235	565
28x44	26928	539	30967	620
28x48	29304	587	33700	674
↑ (2) 9' wide x 7' high garage doors ↑				

Plus 6% Sales Tax

20' and 24' wides are full width at the base

**28' wides are 11" less at the base
(due to shipping regulations)**

11'4" overall height

2-STORY A-FRAME GARAGES

SECOND FLOOR IS GREAT FOR:

Game Room • Home Office • Man Cave • Storage • Workshop • In-Law Quarters

First Floor Includes:

- (4) 24"x36" Windows
- (1) 9-Lite House Door



1st Floor

Second Floor Includes:

- (4) 24"x36" Windows
- 7/12 Roof Pitch



2nd Floor

I have never seen such teamwork. All they did was nod at each other. They worked so efficiently. A 2-story garage assembled & ready to use all in one day! Unbelievable!

~ Don, Laddsburg, PA



24x24 2-Story A-Frame Garage

Chestnut Smart Siding • White Trim
Black Shutters • Clay Metal Roof

Optional: Carriage Style Doors • 2 Ramps



24x24 2-Story A-Frame Garage

Light Grey Smart Siding • White Trim
Green Metal Roof

Optional: Standard as Shown

Size	50 Yr. LP Smart Siding	Finance 9.9% APR 65 MOS	Lifetime Vinyl Siding	Finance 9.9% APR 65 MOS
20x20	\$15655	\$314	\$18150	\$363
20x24	18520	371	21899	438
20x28	20856	418	25027	501
↑ (2) 8' wide x 7' high garage doors ↑				
24x24	20354	408	23615	473
24x28	23351	468	25199	504
24x30	24605	493	26690	534
24x32	25648	513	29410	589
24x36	28367	568	32142	643
24x40	31284	626	35878	718
24x44	34201	685	39323	787
24x48	37118	743	42676	854
28x24	25080	502	28842	577
28x28	27588	552	31733	635
28x32	30096	602	34610	693
28x36	32604	653	37495	750
28x40	35112	703	40379	808
28x44	38016	761	43718	875
28x48	41184	824	47362	948
↑ (2) 9' wide x 7' high garage doors ↑				
Plus 6% Sales Tax 20' wides are full width at the base 24' and 28' wides are 11" less at the base (due to shipping regulations) 18' overall height				



24x24 2-Story A-Frame Garage

Clay Smart Siding
Red Trim • Black Shutters
Red Metal Roof

Optional: 2-Tone Sides • Ramps



24x28 2-Story A-Frame Garage

Grey Vinyl Siding • White Trim • Charcoal Shingles

*Optional: Carriage Style Doors • Ramps
Shingled Roof*

2-STORY GAMBREL GARAGES

Gambrel Roof will Maximize Your Head Room Upstairs!

First Floor Includes:

- (4) 24"x36" Windows
- (1) 9-Lite House Door



1st Floor

Second Floor Includes:

- (4) 24"x36" Windows



2nd Floor



24x24 2-Story Gambrel Garage

Light Grey Smart Siding • Blue Trim • Blue Metal Roof
Optional: Carriage Style Doors • 2 Ramps
2-Tone Sides



20x20 2-Story Gambrel Garage

Red Smart Siding • White Trim
Dark Grey Shutters
Charcoal Metal Roof
Optional: 2 Ramps



28x36 2-Story Gambrel Garage

Avocado Smart Siding • Clay Trim
Red Shutters • Clay Metal Roof
Optional: Clay Doors
8' High Carriage Style Doors
on Eave Side

8 foot high doors require
1 foot higher side walls
\$2.00 per sq. ft.



24x30 2-Story Gambrel Garage

Grey Vinyl Siding • White Trim • Charcoal Metal Roof
Optional: 8' High Carriage Style Doors
12x30 Lean-to • 2-Tone Sides
Pointed Roof Overhang • 3 Ramps • Patio Doors

Your crew did an amazing job! People driving by almost run off the road when they see this beautiful garage you built.

~ Harold Willis, Beach Haven, PA

Size	50 Yr. LP Smart Siding	Finance 9.9% APR 65 MOS	Lifetime Vinyl Siding	Finance 9.9% APR 65 MOS
20x20	\$16500	\$330	\$19813	\$397
20x24	19892	398	23866	478
20x28	22651	454	27192	544
↑ (2) 8' wide x 7' high garage doors ↑				
24x24	22202	445	26638	533
24x28	25516	511	30334	607
24x30	26915	539	30730	615
24x32	28116	563	32934	659
24x36	31139	623	35812	717
24x40	34373	688	39468	790
24x44	37620	753	43124	863
24x48	40775	816	46688	934
28x24	28512	571	32736	655
28x28	31020	621	35666	714
28x32	33528	671	38557	772
28x36	36432	729	41897	838
28x40	39468	790	46913	939
28x44	42636	853	49031	981
28x48	45804	917	52675	1054

↑ (2) 9' wide x 7' high garage doors ↑

Plus 6% Sales Tax

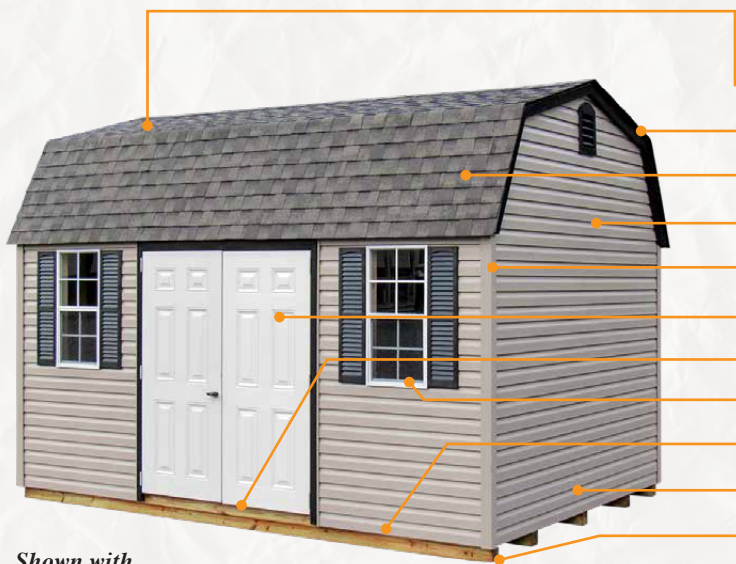
20' wides are full width at the base
24' and 28' wides are 11" less at the base
(due to shipping regulations)
18' overall height

Then you will know the Truth, and the Truth will set you free. – John 8:32



HIGH-QUALITY SHED CONSTRUCTION STANDARDS

10-YEAR
Top to Bottom
WARRANTY
The Best in the Industry!




*Shown with
Optional Classic Vents*

- ✓ GAF (Lifetime Warranty) Architectural Shingles
- ✓ 15 lb. Roofing Felt Paper
- ✓ High Quality Kiln-dried 2x4 Studs & Rafters – 16" Spacing
- ✓ GP Lifetime Warranty Vinyl Siding
- ✓ Vinyl Coated Woodgrain Aluminum Trim
- ✓ Fiberglass Doors with Stainless Hinges & Keyed Lock
- ✓ Diamond Plate Threshold (Aluminum)
- ✓ Aluminum Frame Windows with Screens and Shutters
- ✓ 5/8" Premium Plywood Flooring (300 PSF)
- ✓ Pressure-treated 2x4 Floor Joists – 16" Spacing
- ✓ Pressure-treated 4x4 Runners

↑ VINYL SHED STANDARDS ↑

**All our SHEDS and GARAGES are designed & built for a
50 PSF SNOW LOAD and 90 MPH WINDS**

↓ PAINTED SHED STANDARDS ↓




*Shown with
Optional Classic Vents*

- ✓ GAF (Lifetime Warranty) Architectural Shingles
- ✓ 15 lb. Roofing Felt Paper
- ✓ High Quality Kiln-dried 2x4 Studs & Rafters – 16" Spacing
- ✓ 50-Year Warranty LP Smart Siding with 2 Coats Premium Acrylic Paint
- ✓ 2x4 Sturdy-Built Doors with Rust-proof Hinges, & Keyed Lock
- ✓ Diamond Plate Threshold (Aluminum)
- ✓ Aluminum Frame Windows with Screens and Vinyl Shutters
- ✓ 5/8" Premium Plywood Flooring (300 lbs. per sq. ft. rating)
- ✓ Pressure-treated 2x4 Floor Joists – 16" Spacing
- ✓ Pressure-treated 4x4 Runners





HIGH-QUALITY GARAGE CONSTRUCTION STANDARDS



*Shown with Optional
16" Front Overhang and Classic Vents*

- ✓ GAF (Lifetime Warranty) Architectural Shingles
- ✓ 15 lb. Roofing Felt Paper
- ✓ High Quality Kiln-dried 2x4 Studs & Rafters – 16" Spacing
- ✓ GP (Lifetime Warranty) Vinyl Siding
- ✓ **OR** (50-Year Warranty) LP Smart Siding with 2 Coats Premium Acrylic Paint
- ✓ Insulated Garage Door with Smooth Operating Torsion Springs (Electric Opener Compatible)
- ✓ Diamond Plate Threshold (Aluminum)
- ✓ 3x6 Fiberglass Man Door with Vinyl Siding
- ✓ **OR** 3x6 Wood Man Door with Smart Siding
- ✓ (2) 24"x36" Aluminum Windows with Screens & Shutters
- ✓ 3/4" Pressure-treated Plywood Floor (450 lbs. per sq. ft. rating)
- ✓ Pressure-treated 2x4 Floor Joists – 12" Spacing
- ✓ Pressure-treated 4x4 Runners

↑ 1-CAR GARAGE STANDARDS ↑

50 PSF SNOW LOAD • 90 MPH WIND RATING

↓ 2-CAR AND 2 STORY GARAGE STANDARDS ↓



*Shown
with Optional
Ramps and
Wood Shutters*

Second Floor:

- ✓ 2x6 Floor Joists – 16" Spacing
- ✓ 2x8 Joists with 14 & 28 Wide Buildings
- ✓ 5/8" Plywood Flooring (Premium)
- ✓ Stairway to Second Floor

- ✓ 28 GA. 40-Year Warranty G-100 Metal Roof
- ✓ High Quality Kiln-dried 2x6 Rafters – 24" Spacing
- ✓ High Quality Kiln-dried 2x4 Studs – 16" Spacing
- ✓ 50-Year Warranty LP Smart Siding with 2 Coats Premium Acrylic Paint
- ✓ **OR** GP Lifetime Warranty Vinyl Siding
- ✓ Insulated Garage Doors with Smooth Operating Torsion Springs (Electric Opener Compatible)
- ✓ Diamond Plate Thresholds (Aluminum)
- ✓ 9-Lite Fiberglass House Door (Insulated)
- ✓ 24"x36" Aluminum Windows with Screens & Vinyl Shutters
- ✓ 3/4" Pressure-treated Plywood Floor (450 lbs. per sq. ft. rating)
- ✓ Pressure-treated 2x4 Floor Joists – 12" Spacing
- ✓ Pressure-treated 4x4 Runners
- ✓ 15'6" Center Wall Open Span (Between the Two Halves)



OPTIONS for SHEDS and GARAGES

VENTILATION

Gable Vents	\$20 ea.
Classic Gable Vents.....	\$40 ea.
Shingle over Ridge Vent.....	\$7.00 per ft.

WINDOWS

Additional 18"x36" or 24"x36" with Screens & Shutters	\$125
Upgrade to Insulated 24"x36" with Screens & Shutters	\$150
Additional Insulated 24"x36" with Screens & Shutters.....	\$250
Florida Room Package Includes 8 – 48"x54" Slider Windows	\$2,400
18" Octagon or 24"x12" Sunburst.....	\$150
24" Vinyl Flower Box	\$50
Z-Style Wood Shutters	\$50 per set
Wooden Slat Shutters	no charge
Credit to Delete a Window	\$40

DOORS

Crossbuck Trim on Wood Doors	\$25 ea. door
12" Decorative Hinges.....	\$10 per hinge
Higher or Wider Wood Doors.....	\$75 per ft.
Paint Wood or Fiberglass Slab Doors Contrast Color	\$75 ea. door
Paint 9-Lite Fiberglass House Door.....	\$150
Extra Single Wood Door	\$150
Extra Double Wood Doors.....	\$300
Extra Single Fiberglass Door (for Vinyl Siding).....	\$250
Extra Double Fiberglass Door (for Vinyl Siding)	\$500
Add Transom to Wood or Fiberglass Door.....	\$100 6' Double\$200
Add 9-Lite Arch to 6' Double Fiberglass Slab Doors	\$500
Upgrade Wood Door to 9-Lite or Solid House Door (outswing)	\$350 ea. door
15-Lite Fiberglass House Door (outswing).....	\$650
Extra 9-Lite or Solid Fiberglass House Door (outswing).....	\$400
Convert to (inswing) Includes Vinyl Jamb	\$150

GARAGE DOORS

Upgrade Wood or Fiberglass Doors to Garage Door	\$900
Additional Garage Door 6'wx6'h, 8'wx7'h, 9'wx7'h	\$1000
Move Garage Door to Eave Side	\$200
9'wx8'h Garage Door – Only available in 14'w Dutch Style and All 2-Story Garages	\$400
Add Regular Windows in Garage Door	\$200
Upgrade to Carriage Style Garage Door	\$400
Credit to Delete a Garage Door	\$500
Add Color to your Garage Door – Brown, Sandstone, Tan	\$100 Green, Black, Woodgrain.....\$300

PORCHES

Porch within the Shed Size	\$10 sq. ft.
Straight Baluster Railing.....	\$20 ln. ft.
Sunburst Railing	\$30 ln. ft.
Vinyl Baluster Railing.....	\$40 ln. ft.

RAMPS

4' Wide	\$85
5' Wide	\$95
6' Wide	\$105
8' or 9' Wide.....	\$150

LOFTS

4'x8'	\$85
4'x10'	\$95
4'x12'	\$105
4'x14'	\$150

SHELVING

Shelving or Work Bench	\$4.50 sq. ft.
------------------------------	----------------

ELECTRICAL

1 Light and Switch, 1 Outlet with Exterior Hook-up Ready	\$250
Additional Lights or Outlets	\$50
100 Amp Breaker Box	\$200
52" Ceiling Fan/Light Combo	\$250

FLOORS

8" O.C. Spacing 2x4 Floor Joists	\$1.00 sq. ft.
12" O.C. Spacing 2x4 Floor Joists	\$0.50 sq. ft.
2x6 Floor Joists 12" O.C. Spacing	\$1.50 sq. ft.
3/4" Pressure-treated Plywood	\$1.50 sq. ft.
R-7 Double Bubble Insulation.....	\$1.00 sq. ft.
R-13 Fiberglass Insulation with 28 ga. Metal Bottom.....	\$4.50 sq. ft.
Floorless Option Includes: PT 6x6 Bottom Plate Anchored to Cement Floor Including Additional Labor	\$1.00 sq. ft. Minimum.....\$300
6" Cement Floor with Fiber 4000 PSI.....	\$6.50 sq. ft.

WALLS AND SIDING

2x6 Wall Studs 16" O.C.	\$1.50 sq. ft.
House Wrap Under Vinyl Siding	\$0.50 sq. ft.
Two-Tone Painted Sides (any size shed).....	\$300
Unpainted Shed	3% Off
Custom Non-Stock Vinyl Siding	20% Upcharge
Vinyl Log Siding.....	45% more than Vinyl Prices
Wood Log Siding (stained)	25% more than Vinyl Prices
Stone Veneer	\$25 per sq. ft. of Stone
Urethane Stain.....	\$1.00 sq. ft.
Metal Siding, LP Batten or Lap Siding.....	10% more than Vinyl Prices
Partition Enclosed to the Roof	\$25 per ln. ft.

FINISHED INTERIORS

R-13 2x4 Wall Insulation	\$1.75 sq. ft.
R-13 2x4 Roof Insulation.....	\$2.00 sq. ft.
R-19 2x6 Wall Insulation.....	\$2.00 sq. ft.
R-19 2x6 Roof Insulation.....	\$2.25 sq. ft.
Tongue & Groove Knotty Pine Walls & Ceiling	\$10.00 sq. ft.
Two Coats Clear Lacquer	\$2.00 sq. ft.
Linoleum Flooring (includes Luwan).....	\$5.00 sq. ft.

2-CAR MODULAR GARAGE

Enlarge center wall open span between the 2 halves from standard 15'6" to 19'6" clear span.....	\$300 24' clear span.....\$500
--	--------------------------------

ROOFS

Cape Transom Dormer.....	\$100 per ln. ft. Vinyl	\$150 per ln. ft.
Gutters & Downspouts.....	\$7.00 ln. ft.	
TeckShield Roof Sheathing.....	\$0.50 sq. ft.	
Double Bubble Condensation Barrier for Metal Roofs.....	\$1.50 sq. ft.	
Metal Roofing for A-Frame, Quaker or Cape Cod Sheds.....	\$1.50 sq. ft.	
Metal Roofing for Dutch, Barn, Hip or Dormer Sheds	\$3.00 sq. ft.	
8" Eave Overhang (not available on Barn Style)	\$15.00 per ft.	
16" Gable Overhang Available on Any Shed.....	\$12.00 per ft.	
Shingles on 2-Car and 2-Story Garage	\$1.00 sq. ft.	

CUPOLAS

18" White Vinyl with Black Metal Roof.....	\$200
24" White Vinyl with Black Metal Roof.....	\$300
18" White Vinyl with Concave Copper Roof and Windows	\$400
24" White Vinyl with Concave Copper Roof and Windows	\$500
Vent for the Cupola.....	\$50
24" Black Weathervane – Eagle, Rooster, Horse & Buggy.....	\$100


Please see salesman
for actual color samples

COLOR CHOICES

LP SMART SIDING PAINT – TRIM, DOOR & SHUTTER COLORS



GP VISION PRO VINYL SIDING COLORS (Lifetime Warranty)



ALUMINUM TRIM FOR VINYL SIDING – DOORS, FASCIA, AND SHUTTER COLORS



GAF TIMBERLINE SHINGLE COLORS (Lifetime Warranty)



28 GA. PREMIUM G-100 METAL ROOFING (40-Year Warranty, more colors available)



URETHANE STAIN



Cedar



Redwood



Chestnut Brown

RENT-TO-OWN

Up to \$12,500 – 1 Month Down Payment

0-48 MONTH TERMS • NO CREDIT CHECK

The rental agreement is on a month to month basis.
When you stop making payments, we pick up the shed.

EXAMPLE: RENT-TO-OWN

\$2,500 for 48 Months. Rental Fee \$105 per month
\$5,000 for 48 Months. Rental Fee \$209 per month
\$7,500 for 48 Months. Rental Fee \$313 per month

NO prepayment or early pay off penalty

NOW YOU CAN HAVE STORAGE AT HOME!



FINANCING

Up to \$60,000 – 0% Down Payment

65 MONTH TERM • 9.99% APR BASED ON CREDIT APPROVAL

EXAMPLE: FINANCE

\$2,500 for 65 Months. \$50 per month
\$5,000 for 65 Months. \$100 per month
\$10,000 for 65 Months. \$200 per month
\$15,000 for 65 Months. \$300 per month
\$20,000 for 65 Months. \$400 per month

For a fast, no obligation credit check go to:
www.rockymtnsheds.com
Click "Financing with Wells Fargo"



**WELLS
FARGO**

SAY GOODBYE TO STORAGE DOWN THE ROAD

Site Prep Recommendations

The customer is responsible for a level pad site. We recommend removing 3-4" of top soil and filling with crushed stone. Pad should be 1 foot larger than the shed on all sides. We recommend using a laser transit to level the pad. Your shed will only be as level as your pad! The use of blocks is discouraged and voids your warranty.

For your peace of mind, **we offer site preparation at \$4.00 sq. ft.**

Includes level site grading 4" thick 2-B stone. If your site is more than one foot off level, additional charges may apply.



*Shed pad shown with **OPTIONAL** 4x4 border for an additional \$2.00 sq. ft. It helps to keep the gravel in place.*

20-MILE FREE DELIVERY!

(from any of our sales lots)



Access Requirements

We must have adequate access to deliver your shed or garage. Approximately 60 feet of space is needed for the truck and trailer to pull out from the end of the shed. The roads and driveway going to your site will need to have a minimum of 14 feet height and a width of 2 feet wider than the building. Please check tree limbs and wires for clearance in advance.



"Mule" Shed Placement (\$100)

Will go places the truck and trailer cannot access. The Mule is able to make sharp turns with 20,000 lbs. less weight going through your lawn. Check out the video on our website!



For Delivery

Please specify the loading direction of your shed doors: face front, back, driver or passenger side so that your shed will unload facing the way you need it.

BUILD ON SITE OPTION

If the Truck and/or the Mule cannot access, stick build on site is available at 30% upcharge.
For buildings exceeding \$10,000, 20% upcharge.

Rocky Mountain

• STRUCTURES LLC •

1901 Luxemburg Road • Lykens, PA 17048

717.365.3796

www.rockymtnsheds.com