

# SHEDS *and* GARAGES

Make a Solid Investment • Eliminate Monthly Storage Fees



## **24x24 2-Car 2-Story Garage**

Tan Vinyl Siding • White Trim • Black Shutters • Copper Metal Roof

*Optional: Carriage Style Doors  
2 Ramps*



## **12x32 1-Car Dutch Garage**

Chestnut Smart Siding • Tan Trim • Shakewood Shingles

*Optional: Classic Vents • Crossbuck Door Trim*



## **10x16 Cape Cod**


Beige Smart Siding • Clay Trim • Green Doors & Shutters  
Shakewood Shingles

*Optional: Transom Dormer • Classic Vents • Extra Transom Door  
All Doors Painted Green • Z Style Shutters*



# AFFORDABLE *Storage Solutions*





A birds-eye view of our manufacturing plant located at the base of the Mahantango Mountain in Lykens, PA.

## CONTENTS

Mini Barns .....	Page 3
A-Frames.....	4
Dutch Barns .....	5
Quakers.....	6
Manors.....	7
Cape Cods .....	8
Hip Roofs .....	9
Animal Shelters & Playhouses.....	10
1-Car Garages .....	11
Modular Garages.....	12
2-Car Garages.....	13
2-Story A-Frame Garages.....	14
2-Story Gambrel Garages .....	15
Construction Standards.....	16-17
Options.....	18
Color Choices & Rent-to-Own .....	19
Site Preparation.....	20

**W**e broke ground in the summer of 2004. Starting from scratch as pioneers, we cleared trees and encountered extreme rocky terrain. Massive boulders were uncovered, and then used for landscaping and rock retaining walls. Hence the name ROCKY MOUNTAIN STRUCTURES was born.

We have been blessed with exceptional employees, and they helped build a raving customer base. We have experienced steady growth, and expanded our facility three times in a down economy. All the glory to our Creator and Provider. With God, nothing is impossible.

Never underestimate the power of high quality workmanship and 100% customer satisfaction.

Rocky Mountain Structures manufactures and delivers 300-500 buildings per year in Pennsylvania and the surrounding states. A combined total of 150+ SHEDS & GARAGES on display 24/7 at six locations!

## OUR MISSION

Our foremost goal is to produce excellent products and services that will meet or exceed our customers' expectations. Our team strives to bring glory to God through superior service that shows honesty and integrity to all we serve. We are committed to a long-term relationship with our customers.



**Organize Your Stuff**

**10-YEAR**  
*Top to Bottom*  
**WARRANTY**

*The Best in the Industry!*



**20 Mile FREE DELIVERY!**  
(from any of our sales lots)



# MINI BARNs

*Need more headroom?  
See our Dutch Barns on page 5  
for loft storage options.*

*The most economical shed available!*



## 8x10 Mini Barn

Chestnut Smart Siding • Beige Trim  
Shakewood Shingles

*Optional:  
Economy Package • 2 Vents*

## 10x12 Mini Barn

Blue Vinyl Siding • White Trim  
Grey Shingles

*Optional:  
Ramp • Ridge Vent*

Size	50 Yr. LP Smart Siding	48 mos. Rent to Own	Lifetime Vinyl Siding	48 mos. Rent to Own
8x8	\$1647	\$69	\$2059	\$86
8x10	1803	76	2253	94
8x12	1960	82	2451	103
8x16	2274	95	2843	119

↑ 4' wide x 6' high double doors ↑

10x10	2004	84	2526	106
10x12	2235	94	2794	117
10x14	2467	103	3132	131
10x16	2621	110	3276	137
10x20	3084	129	3660	153

↑ 5' wide x 6' high double doors ↑

12x16	2800	117	3464	145
12x20	3331	139	3996	167
12x24	3785	158	4542	190

↑ 6' wide x 6' high double doors ↑

**Sales Tax is 6%**

**Includes (1) 18x27" Window • 42" Interior Wall Height**

**ECONOMY PACKAGE OPTION  
8% OFF**

*Excludes window, tar paper, and  
diamond threshold.*

*2x4 studs and rafters 24" spacing versus 16".  
8' and 10' wide sheds are 2x3 studs and rafters.*

## WE MANUFACTURE AND DELIVER ALL TYPES OF BUILDINGS...

*...from very basic storage sheds to elaborate, multi-use portable structures with finished  
interiors, turn-key ready, pre-built and delivered to your location.*



**13x28 Campground Bathhouse**



**10x16 Play School House**



**12x24 Sales Office**

*Delight yourselves in the Lord, and he will give you the desires of your heart. – Psalms 37:4*



# A-FRAMES

***A common style shed that can easily be outfitted with an electrical package, shelving, or even a porch.  
Standard with a 5/12 roof pitch***



## 10x14 A-Frame

Avocado Smart Siding • Beige Trim  
Black Shutters • Charcoal Shingles

*Optional: 16" Front Overhang • Gable Vents*



## 10x12 A-Frame

Clay Vinyl Siding • Brown Trim • Hickory Shingles

*Optional: Gable Vents*

Size	50 Yr. LP Smart Siding	48 mos. Rent to Own	Lifetime Vinyl Siding	48 mos. Rent to Own
8x8	\$1880	\$79	\$2350	\$98
8x10	2040	85	2550	107
8x12	2200	92	2790	117
8x16	2510	105	3140	131
↑ 4' wide x 6' high double doors ↑				
10x10	2310	97	2890	121
10x12	2470	103	3080	129
10x14	2700	113	3360	140
10x16	2930	123	3660	153
10x20	3230	135	4040	168
↑ 5' wide x 6' high double doors ↑				
12x16	3560	149	3980	166
12x20	4130	173	4640	194
12x24	4610	192	5300	221
12x28	5080	212	5980	246
12x30	5360	224	6240	260
12x32	5670	237	6560	274
12x36	6190	260	7110	297
12x40	6770	283	7730	323
14x20	4680	195	5410	226
14x24	5130	214	6260	261
14x28	5970	249	6790	283
14x32	6540	273	7420	310
14x36	7140	298	8135	339
14x40	7830	327	8810	368
↑ 6' wide x 6' high double doors ↑				
Sales Tax is 6%				
Includes (2) 18"x36" windows with screens & vinyl shutters				
8' & 10' wide sheds 6'5" interior wall height 12' & 14' wide sheds 7'5" interior wall height				



## 12x28 A-Frame

Chestnut Smart Siding • Clay Trim  
Weatherwood Shingles

*Optional: Gable Vents*



## 12x16 A-Frame

Clay Vinyl Siding • Blue Trim • Copper Metal Roof  
*Optional: Classic Vents • Ramp • Copper Metal Roof  
24" Copper Top Cupola with Glass*




# DUTCH BARNS

**OUR BEST SELLER!** With maximum headroom, you can take advantage of the open space by adding a loft, workbench and shelving.



## 10x14 Dutch Barn

Clay Vinyl Siding • Black Trim • Weatherwood Shingles  
*Optional: Classic Vents*



## 10x16 Dutch Barn

Red Smart Siding • White Trim • Grey Shingles  
*Optional: Classic Vents • Ramp*



## 12x24 Dutch Barn

Tan Vinyl Siding • Brown Trim • Hickory Shingles  
*Optional: 2nd Set of Double Doors  
• Painted Brown Doors • Gable Vents*



*We can install lofts  
& shelving to maximize  
your storage potential!*



## 12x20 Dutch Barn

Cedar Stain • Brown Trim • Hickory Shingles  
*Optional: Loft Window • House Door  
6x12 Porch with Railing • Urethane Stain*

Size	50 Yr. LP Smart Siding	48 mos. Rent to Own	Lifetime Vinyl Siding	48 mos. Rent to Own
8x10	\$2200	\$92	\$2750	\$115
8x12	2430	102	3040	127
8x16	2820	118	3530	148
↑ 4' wide x 6' high double doors ↑				
10x10	2470	103	3080	128
10x12	2700	113	3240	135
10x14	2930	123	3510	147
10x16	3240	135	3740	156
10x20	3700	155	4410	184
↑ 5' wide x 6' high double doors ↑				
12x16	3560	149	3970	166
12x20	4130	173	4640	194
12x24	4610	193	5300	221
12x28	5080	212	5894	246
12x30	5390	225	6230	260
12x32	5670	237	6560	274
12x36	6190	258	7110	297
12x40	6770	283	7730	323
14x20	4680	195	5410	225
14x24	5130	214	6260	261
14x28	5970	249	6790	283
14x32	6540	273	7420	310
14x36	7140	298	8140	340
14x40	7830	327	8810	368
↑ 6' wide x 6' high double doors ↑				
Sales Tax is 6% Includes (2) 18"x36" windows with screens & vinyl shutters 6'5" interior wall height				

*We could not be happier with our shed. The craftsmanship & the materials that were utilized are of excellent quality!*

~ Barry, Oley, PA



# QUAKERS

*Old world salt box style building with an offset roof and 16" front overhang.*



## 10x12 Quaker

Brown Smart Siding • Beige Trim • Light Stone Metal Roof  
*Optional: Beige Doors • Classic Vents • Metal Roof*



## 8x10 Quaker

White Vinyl Siding • Brown Trim • Hickory Shingles  
*Optional: Classic Vents • Ramp*

Size	50 Yr. LP Smart Siding	48 mos. Rent to Own	Lifetime Vinyl Siding	48 mos. Rent to Own
8x10	\$2190	\$92	\$2750	\$115
8x12	2430	102	3040	127
8x16	2820	118	3530	148
↑ 4' wide x 6' high double doors ↑				
10x10	2470	103	3083	129
10x12	2700	113	3240	135
10x14	2930	123	3510	147
10x16	3240	135	3740	156
10x20	3700	155	4410	184
↑ 5' wide x 6' high double doors ↑				
12x16	3560	149	3970	166
12x20	4130	173	4640	194
12x24	4600	192	5300	221
12x28	5080	212	5890	246
12x30	5380	225	6240	260
12x32	5670	237	6560	274
12x36	6190	258	7111	297
12x40	6771	283	7730	323
↑ 6' wide x 6' high double doors ↑				
<b>Sales Tax is 6%</b> <b>Includes (2) 18"x36" windows with</b> <b>screens &amp; vinyl shutters</b> <b>8' front wall interior height</b> <b>6'5" back wall interior height</b>				



## 10x16 Quaker

Cedar Stain • Green Trim • White Shutters • Green Shingles  
*Optional: Classic Vents • Green Doors • Urethane Stain*



## 12x20 Quaker

Flint Vinyl Siding • White Trim • Black Shutters • Charcoal Shingles  
*Optional: Arched 9-Lite Doors • Ridge Vent • Ramp*



# MANORS

**Complement your home! Dress it up! Manors feature a 7/12 roof pitch.  
Standard with a dormer. Add extra doors and windows as needed!**



## 10x14 Manor

Tan Vinyl Siding • White Trim • Red Doors  
Red Shutters • Shakeswood Shingles

*Optional: 3 Classic Vents  
Extra Door • 3 Painted Doors*



## 10x16 Manor

Cream Vinyl Siding • White Trim  
Black Shutters • Charcoal Shingles

*Optional: 3 Classic Vents*



## 10x12 Manor

Dark Grey Smart Siding • Beige Trim and Doors  
Grey Shingles

*Optional: 3 Classic Vents • Beige Doors  
Crossbuck Door Trim • Ramp*



## 12x24 Manor

Warm Cedar Vinyl Log Siding • Green Trim & Metal Roof

*Optional: Metal Roof • 5 Insulated Windows  
Veneer Stack Stone • Deck • Painted 15-Lite House Door  
Insulated • Electrical Package • Knotty Pine Interior • 8" Roof Overhangs*

Size	50 Yr. LP Smart Siding	48 mos. Rent to Own	Lifetime Vinyl Siding	48 mos. Rent to Own
8x10	\$2510	\$104	\$3130	\$131
8x12	2670	111	3330	139
8x16	2820	118	3530	148
↑ 4' wide x 6' high double doors ↑				
10x10	2980	124	3170	133
10x12	3080	129	3500	146
10x14	3320	139	3780	158
10x16	3540	148	4080	170
10x20	3950	165	4581	191
↑ 5' wide x 6' high double doors ↑				
12x16	4160	174	4420	185
12x20	4630	193	5060	211
12x24	5220	218	5690	238
12x28	5820	243	6340	265
12x30	6110	255	6650	278
12x32	6380	266	6960	290
12x36	6970	290	7550	315
12x40	7600	317	8260	345
14x20	5570	233	6220	260
14x24	6050	253	6930	289
14x28	6730	281	7680	320
14x32	7320	305	8310	347
14x36	7960	332	8910	372
14x40	8780	366	9700	405
↑ 6' wide x 6' high double doors ↑				
Sales Tax is 6%				
Includes (2) 18"x36" windows with screens & vinyl shutters				
6'5" interior wall height				

I bought 4 of your structures  
over the past 12 years. It has  
always been a pleasure to  
work with your company.

~ Jim Oxenrider, Pitman, PA



# CAPE CODS

**Add value to your property! Storage with a touch of class.**  
**Cape Cods feature a 7/12 roof pitch, 8" overhangs**  
**with wide faceboards, and transom doors.**



## 10x16 Cape Cod

Grey Vinyl Siding • White Trim • Charcoal Shingles  
*Optional: Classic Vents • Flower Boxes*



## 10x20 Cape Cod

Dark Grey Smart Siding • Cream Trim • Charcoal Shingles  
*Optional: Extra Set of Transom Doors*  
*Cream Doors • Cupola • Weather Vane*

Size	50 Yr. LP Smart Siding	48 mos. Rent to Own	Lifetime Vinyl Siding	48 mos. Rent to Own
8x10	\$2470	\$103	\$2790	\$117
8x12	2670	110	2890	121
8x16	3070	128	3390	142
↑ 4' wide x 6' high double doors ↑				
10x10	2730	110	3150	132
10x12	2980	125	3400	142
10x14	3190	133	3630	152
10x16	3460	145	3870	162
10x20	3830	160	4410	184
↑ 5' wide x 6' high double doors ↑				
12x16	3760	157	4400	184
12x20	4380	183	5020	210
12x24	5010	209	5650	236
12x28	5570	233	6280	262
12x30	5890	246	6630	276
12x32	6270	262	6910	288
12x36	6790	283	7480	312
12x40	7310	305	8110	338
14x20	5250	219	5940	248
14x24	5920	247	6690	279
14x28	6770	283	7410	309
14x32	7450	311	8130	339
14x36	8120	339	8900	371
14x40	8970	374	9730	406
↑ 6' wide x 6' high double doors ↑				
<b>Sales Tax is 6%</b> <b>Includes (2) 18"x36" windows with</b> <b>screens &amp; vinyl shutters</b> <b>6'10" interior wall height</b>				



## 12x20 Cape Cod

Beige Smart Siding • Clay Trim  
 Weatherwood Shingles  
*Optional: Clay Doors*  
*Cupola • Classic Vents*  
*Customer-supplied*  
*Flower Boxes*



## 10x16 Cape Cod

Clay Vinyl Siding • White Trim • Black Shutters • Charcoal Shingles  
*Optional: Transom Dormer • Classic Vents • Extra Transom Door*  
*All Doors Painted Red*



# HIP ROOFS

Create a **FLORIDA ROOM** by adding a window package and finished interior!



## 10x14' Hip Roof

White Smart Siding • Tan Trim • Copper Metal Roof  
Optional: Transom Doors • 8" Roof Overhangs  
Copper Metal Roof



## 10x16 Hip Roof

Light Grey Smart Siding • Dark Grey Trim • Grey Shingles  
Optional: Transom Doors • 8" Roof Overhangs  
Dark Grey Doors



## 12x12 Hip Roof

Clay Vinyl Siding • Brown Trim & Door • Hickory Shingles  
Optional: Florida Room Window Package  
24" Vinyl Cupola • Painted House Door



## 12x16 Hip Roof

Beige Smart Siding • Clay Trim • Weatherwood Shingles  
Optional: Florida Room Window Package  
Cupola • 8" Roof Overhangs • Painted 15-Lite Door  
Insulated • Electrical Package • Knotty Pine Interior

Size	50 Yr. LP Smart Siding	48 mos. Rent to Own	Lifetime Vinyl Siding	48 mos. Rent to Own
8x10	\$2510	\$104	\$3130	\$131
8x12	2670	111	3330	139
8x16	2820	118	3530	148
↑ 4' wide x 6' high double doors ↑				
10x10	2980	124	3170	133
10x12	3080	129	3500	146
10x14	3320	139	3780	158
10x16	3540	148	4080	170
10x20	3950	165	4581	191
↑ 5' wide x 6' high double doors ↑				
12x16	4160	174	4420	185
12x20	4630	193	5060	211
12x24	5220	218	5690	238
12x28	5820	243	6340	265
12x30	6110	255	6650	278
12x32	6380	266	6960	290
12x36	6970	290	7550	315
12x40	7600	317	8260	345
14x20	5570	233	6220	260
14x24	6050	253	6930	289
14x28	6730	281	7680	320
14x32	7320	305	8310	347
14x36	7960	332	8910	372
14x40	8780	366	9700	405
↑ 6' wide x 6' high double doors ↑				
Sales Tax is 6%				
Includes (2) 18"x36" windows with screens & vinyl shutters				
6'5" interior wall height				

You guys do fantastic work. If you need any references, I will be glad to recommend your company to anyone.

~ Doug Dzinski, Gouldsboro, PA



# HORSE BARNS

Run-in Sheds 50 Yr. LP Smart Siding		48 mos. Rent to Own	Enclosed Horse Barns 50 Yr. LP Smart Siding		48 mos. Rent to Own
10x10 (1) 8' Opening	\$2470	\$103	1 Stall	\$2950	\$123
10x12 (1) 8' Opening	2690	113	1 Stall	3180	133
10x16 (1) 8' Opening	3230	135	1 Stall	3720	155
10x20 (2) 8' Openings	3700	155	2 Stalls	5030	210
10x24 (2) 8' Openings	4160	174	2 Stalls	5500	230
10x28 (2) 8' Openings	4680	195	2 Stalls	6017	251
12x20 (2) 8' Openings	4080	170	2 Stalls	5546	232
12x24 (2) 8' Openings	4540	190	2 Stalls	6002	251
12x28 (2) 8' Openings	5010	209	2 Stalls	6470	270
12x32 (3) 8' Openings	5600	234	3 Stalls	7670	320
12x36 (3) 8' Openings	6190	258	3 Stalls	8250	344
12x40 (3) 8' Openings	6780	283	3 Stalls	9450	394
Sales Tax is 6%					
Includes 2x8 Tongue and Groove Kickboard 4' high					



## 12x36 Run-in Shed

Clay Metal Siding • White Trim  
Weatherwood Shingles

Optional: Metal Sides  
8x12 Feed Room • 24" Vinyl Cupola

## Run-in Shed Options:

- Add a partition with powder-coated stall grill (\$600)
- Convert a section any size into a feed room. Includes a floor, man door, & window (\$300)

## Horse Barn Features:

- Pressure-treated 6x6 foundation skids
- Steel corner braces with tow hooks
- (1) 4'x7' Dutch door with chew guard per stall
- (1) 18"x27" window with grill per stall
- Powder-coated stall grills between stalls



## 10x20 Horse Barn

Brown Urethane Stain • Tan Trim  
Shakewood Shingles

Optional: Urethane Stain  
Classic Vents • Feed Room

Convert a horse barn stall into a feed room at NO charge.

# DOG KENNELS

Size	50 Yr. LP Smart Siding	48 mos. Rent to Own
6x8	\$2070	\$87
8x8	2270	95
8x10	2540	106
8x12	2870	120
8x14	3270	137
10x10	3220	135
10x12	3700	155
10x14	4160	174
Sales Tax is 6%		

## 8x10 Dog Kennel

Beige Smart Siding • Clay Trim  
Weatherwood Shingles

Optional: Divider (\$700) • Classic Vents



## Dog Kennel Features

- Man door on back wall
- 26"x40" inside dog boxes

## Dog Houses

Large  
33"w x 43"l x 41"h  
\$150

Medium  
25"w x 33"l x 34"h  
\$125

Small  
21"w x 25"l x 28"h  
\$100



# CHICKEN COOPS

Size	50 Yr. LP Smart Siding	48 mos. Rent to Own
5x6	\$1320	\$55
6x8	1600	66
8x8	1880	79
8x10	2260	95
8x12	2540	106
Sales Tax is 6%		

## 5'x6' Chicken Coop

Beige Smart Siding • Brown Trim  
Weatherwood Shingles

Optional: Enclosed Bottom Run Area – Add \$200



# PLAYHOUSES

Size	50 Yr. LP Smart Siding	48 mos. Rent to Own
8x10	\$2415	\$101
8x12	2730	114
8x14	3045	127
Sales Tax is 6%		
Includes man door on opposite end, and loft with ladder above porch		

## 8x10 Playhouse

White Smart Siding • Pink Trim  
Black Shutters • Charcoal Shingles  
Standard as Shown





# 1-CAR GARAGES

**PORTABLE • STURDY-BUILT • ECONOMICAL STORAGE**

*Designed for Cars, Trucks, Tractors, Collectibles, and More!*

**CHOOSE BETWEEN A-FRAME AND DUTCH STYLE**



## 12x28 A-Frame Garage

Olive Vinyl Siding • Clay Trim • Weatherwood Shingles

*Optional: 16" Front Overhang  
Clay Garage Door • Classic Vents  
Double Side Doors Painted Clay*



## 14x40 A-Frame Garage

Cream Smart Siding • Green Trim • Shakewood Shingles

*Optional: 16" Front Overhang • Ramp  
Gable Vents • Crossbuck Door Trim  
24" Vinyl Cupola • Weather Vane  
Customer Installed Gutters*



## 12x24 Dutch Garage

Clay Smart Siding • Brown Trim  
Hickory Shingles

*Optional: Brown Garage Door  
Classic Vents • Ramp  
Crossbuck Door Trim*



## 14x24 Dutch Garage

Grey Vinyl Siding • White Trim • Charcoal Shingles

*Optional: Classic Vents • Ramp*

Size	50 Yr. LP Smart Siding	48 mos. Rent to Own	Lifetime Vinyl Siding	48 mos. Rent to Own
10x16	\$4250	\$177	\$4890	\$204
10x20	4730	197	5440	227
↑ 8' wide x 7' high garage door ↑				
12x16	4630	193	5230	218
12x20	5180	216	5880	245
12x24	5530	231	6500	271
12x28	5890	246	7070	295
12x30	6230	260	7300	304
12x32	6480	270	7650	319
12x36	7070	295	8360	348
12x40	7660	320	8930	372
14x20	5580	233	6460	269
14x24	6160	257	7090	295
14x28	6870	287	7720	322
14x32	7590	317	8480	353
14x36	8310	347	9303	388
14x40	9160	382	10080	420
↑ 9' wide x 7' high garage door ↑				
Sales Tax is 6%				
Includes (1) 3x6 man door and (2) 24"x36" windows				



# Modular Garage Benefits Pages 12-15

- ✓ Modular garages cost 20-40% less than stick-built construction.
- ✓ Our buildings are manufactured in a climate-controlled facility with better quality control.
- ✓ Extra sturdy built construction to withstand transporting.
- ✓ A wooden floor does not draw moisture as in concrete (perfect for antique cars!)
- ✓ Heavy-duty pressure-treated floor engineered for everyday vehicle use (450 lbs./sq. ft. rating).
- ✓ Will easily accommodate full-sized pickup trucks and more!
- ✓ We can also install a (floorless garage) on a customer-provided concrete pad.
- ✓ Your garage will arrive in 2 sections and is generally completed in one day!
- ✓ High quality garage doors with torsion springs will easily accommodate electric openers.
- ✓ All we need is a level 4" thick gravel pad to set the garage down on.
- ✓ Short lead times.

**FREE DELIVERY & SETUP** *within 20 miles included!*

## 1-CAR 2-STORY GARAGES

*Double Your Floor  
Square Footage*

### Limited Ground Space? BUILD UPWARD!

#### First Floor Includes:

- (2) 24"x36" Windows
- (1) 9-Lite House Door
- (1) 9wx7h Garage Door



**1st Floor**

#### Second Floor Includes:

- (2) 24"x36" Windows



**2nd Floor**

Size	50 Yr. LP Smart Siding	Lifetime Vinyl Siding
12x20	\$7820	\$9590
12x24	8860	10870
12x28	10110	12380
12x30	10790	11990
12x32	11500	13690
12x36	12720	15139
12x40	13970	16550
14x20	10150	12200
14x24	11550	13710
14x28	12710	14800
14x32	14020	16300
14x36	15430	17960
14x40	16730	19420
14x44	18000	20700
14x48	19260	22140

**Plus 6% Sales Tax**

**14' widths are 6" less at the base  
(due to shipping regulations)  
16'8" overall height**



**14x28 2-Story Garage**

Clay Smart Siding • White Trim • Clay Metal Roof  
*Standard as Shown*



**12x24 2-Story Garage**

Grey Vinyl Siding • White Trim • Blue Metal Roof  
*Optional: Ramp*

*We are very pleased with the overall quality & customer service. We love our garage! A lot less hassle & less expensive than hiring a contractor.*

*~ Deb Dickens, Pine Grove, PA*



# 2-CAR 1-STORY MODULAR GARAGES

*Protect your investments with a quality-built garage!*

## Includes:

- (3) 24"x36" Windows
- (1) 9-Lite House Door
- (2) 9wx7h Garage Doors



### 24x24 2-Car 1 Story Garage

Red Smart Siding • Light Grey Trim • Charcoal Metal Roof  
*Standard as Shown*



### 24x36 2 Car 1 Story Garage

Clay Smart Siding • White Trim • Green Metal Roof  
*Optional: Ramps*



### 20x28 2-Car 1 Story Garage

Cream Vinyl Siding • White Trim • Hickory Shingles  
*Optional: Ramps and Shingled Roof*



### 24x40 2-Car 1-Story Garage

Clay Smart Siding • White Trim • Charcoal Metal Roof  
*Optional: Double Doors • Crossbuck Door Trim  
3 Ramps • Garage Doors on Eave Side*

Size	50 Yr. LP Smart Siding	Lifetime Vinyl Siding
20x20	\$7850	\$9390
20x24	9120	10940
20x28	10450	12440
24x24	10120	12120
24x28	11060	13940
24x30	12280	14760
24x32	12780	15270
24x36	14100	16250
24x40	15590	17590
24x44	17080	19650
24x48	18570	21360
28x24	12600	14490
28x28	14490	16660
28x32	15750	18110
28x36	17640	20290
28x40	19530	22460
28x44	21420	24630
28x48	23310	26810

#### Plus 6% Sales Tax

*20' wides are full width at the base  
24' and 28' wides are 11" less at the base (due to shipping regulations)  
11'4" overall height*



# 2-STORY A-FRAME GARAGES

## SECOND FLOOR IS GREAT FOR:

*Game Room • Home Office • Man Cave • Storage • Workshop • In-Law Quarters*

### First Floor Includes:

- (4) 24"x36" Windows
- (1) 9-Lite House Door
- (2) 9wx7h Garage Doors



**1st Floor**

### Second Floor Includes:

- (4) 24"x36" Windows
- 7/12 Roof Pitch



**2nd Floor**

*I have never seen such teamwork. All they did was nod at each other. They worked so efficiently. A 2-story garage assembled & ready to use all in one day! Unbelievable!*

*~ Don, Laddsburg, PA*



### 24x24 2-Story A-Frame Garage

Chestnut Smart Siding • White Trim  
Black Shutters • Clay Metal Roof

*Optional: Carriage Style Doors • 2 Ramps*



### 24x24 2-Story A-Frame Garage

Light Grey Smart Siding • White Trim  
Green Metal Roof

*Optional: Standard as Shown*

Size	50 Yr. LP Smart Siding	Lifetime Vinyl Siding
20x20	\$12460	\$14430
20x24	14740	17420
20x28	16600	19910
24x24	16190	18750
24x28	18580	21240
24x30	19600	22400
24x32	20410	23390
24x36	22560	25560
24x40	24880	28540
24x44	27210	31280
24x48	29530	33950
28x24	19950	22940
28x28	21950	25240
28x32	23940	27530
28x36	25940	29830
28x40	27930	32120
28x44	30240	34780
28x48	32760	37670

**Plus 6% Sales Tax**

**20' wides are full width at the base**

**24' and 28' wides are 11" less at the base (due to shipping regulations)**

**18' overall height**



### 24x24 2-Story A-Frame Garage

Clay Smart Siding • Red Trim • Black Shutters  
Red Metal Roof

*Optional: 2-Tone Sides • Ramps*



### 24x28 2-Story A-Frame Garage

Grey Vinyl Siding • White Trim • Charcoal Shingles

*Optional: Carriage Style Doors • Ramps  
Shingled Roof*



# 2-STORY GAMBREL GARAGES

*Gambrel Roof will Maximize Your Head Room Upstairs!*

## First Floor Includes:

- (4) 24"x36" Windows
- (1) 9-Lite House Door
- (2) 9wx7h Garage Doors



**1st Floor**

## Second Floor Includes:

- (4) 24"x36" Windows



**2nd Floor**



### 24x24 2-Story Gambrel Garage

Light Grey Smart Siding • Blue Trim • Blue Metal Roof  
Optional: Carriage Style Doors • 2 Ramps  
2-Tone Sides



### 20x20 2-Story Gambrel Garage

Red Smart Siding • White Trim  
Dark Grey Shutters  
Charcoal Metal Roof  
Optional: 2 Ramps



### 28x36 2-Story Gambrel Garage

Avocado Smart Siding • Clay Trim  
Red Shutters • Clay Metal Roof  
Optional: Clay Doors  
8' High Carriage Style Doors on Eave Side

8 foot high doors require  
1 foot higher side walls  
\$2.00 per sq. ft.



### 24x30 2-Story Gambrel Garage

Grey Vinyl Siding • White Trim • Charcoal Metal Roof  
Optional: 8' High Carriage Style Doors  
12x30 Lean-to • 2-Tone Sides  
Pointed Roof Overhang • 3 Ramps • Patio Doors

*Your crew did an amazing job! People driving by almost run off the road when they see this beautiful garage you built.*

*~ Harold Willis, Beach Haven, PA*

Size	50 Yr. LP Smart Siding	Lifetime Vinyl Siding
20x20	\$13130	\$15760
20x24	15826	18990
20x28	18020	21630
24x24	17660	21200
24x28	20300	24128
24x30	21410	25270
24x32	22370	26190
24x36	24770	28490
24x40	27340	31400
24x44	29930	34300
24x48	32430	37140
28x24	22680	26042
28x28	24680	28370
28x32	26670	30670
28x36	28980	33330
28x40	30350	37320
28x44	33920	39000
28x48	36440	41900

#### Plus 6% Sales Tax

20' wides are full width at the base  
24' and 28' wides are 11" less at the base (due to shipping regulations)

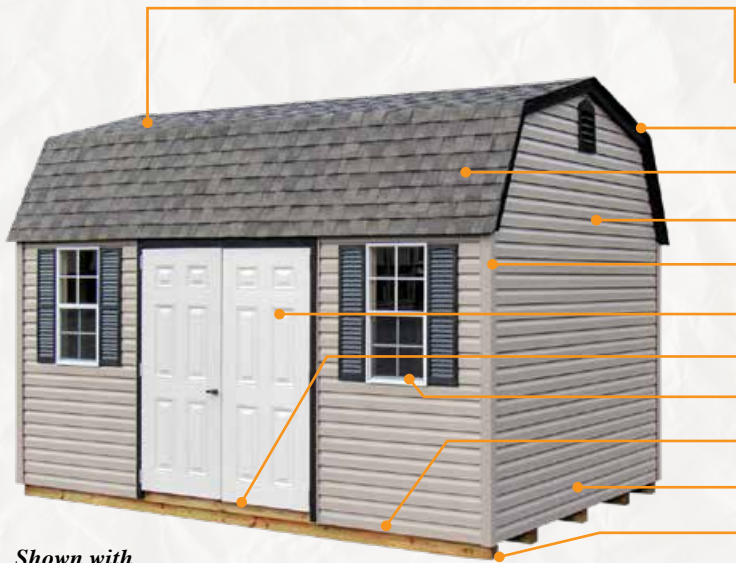
*Then you will know the Truth, and the Truth will set you free. – John 8:32*





# HIGH-QUALITY SHED CONSTRUCTION STANDARDS

**10-YEAR**  
*Top to Bottom*  
**WARRANTY**  
*The Best in the Industry!*




*Shown with  
Optional Classic Vents*

- ✓ GAF (Lifetime Warranty) Architectural Shingles
- ✓ 15 lb. Roofing Felt Paper
- ✓ High Quality Kiln-dried 2x4 Studs & Rafters – 16" Spacing
- ✓ GP Lifetime Warranty Vinyl Siding
- ✓ Vinyl Coated Woodgrain Aluminum Trim
- ✓ Fiberglass Doors with Stainless Hinges & Keyed Lock
- ✓ Diamond Plate Threshold (Aluminum)
- ✓ Aluminum Frame Windows with Screens and Shutters
- ✓ 5/8" Premium Plywood Flooring (300 PSF)
- ✓ Pressure-treated 2x4 Floor Joists – 16" Spacing
- ✓ Pressure-treated 4x4 Runners

## ↑ VINYL SHED STANDARDS ↑

**All our SHEDS and GARAGES are designed & built for a  
50 PSF SNOW LOAD and 90 MPH WINDS**

## ↓ PAINTED SHED STANDARDS ↓



*Shown with  
Optional Classic Vents*


- ✓ GAF (Lifetime Warranty) Architectural Shingles
- ✓ 15 lb. Roofing Felt Paper
- ✓ High Quality Kiln-dried 2x4 Studs & Rafters – 16" Spacing
- ✓ 50-Year Warranty LP Smart Siding with 2 Coats Premium Acrylic Paint
- ✓ 2x4 Sturdy-Built Doors with Rust-proof Hinges, & Keyed Lock
- ✓ Diamond Plate Threshold (Aluminum)
- ✓ Aluminum Frame Windows with Screens and Vinyl Shutters
- ✓ 5/8" Premium Plywood Flooring (300 lbs. per sq. ft. rating)
- ✓ Pressure-treated 2x4 Floor Joists – 16" Spacing
- ✓ Pressure-treated 4x4 Runners







# HIGH-QUALITY GARAGE CONSTRUCTION STANDARDS



*Shown with Optional  
16" Front Overhang and Classic Vents*

- ✓ GAF (Lifetime Warranty) Architectural Shingles
- ✓ 15 lb. Roofing Felt Paper
- ✓ High Quality Kiln-dried 2x4 Studs & Rafters – 16" Spacing
- ✓ GP (Lifetime Warranty) Vinyl Siding
- ✓ **OR** (50-Year Warranty) LP Smart Siding with 2 Coats Premium Acrylic Paint
- ✓ Insulated Garage Door with Smooth Operating Torsion Springs (Electric Opener Compatible)
- ✓ Diamond Plate Threshold (Aluminum)
- ✓ 3x6 Fiberglass Man Door with Vinyl Siding
- ✓ **OR** 3x6 Wood Man Door with Smart Siding
- ✓ (2) 24"x36" Aluminum Windows with Screens & Shutters
- ✓ 3/4" Pressure-treated Plywood Floor (450 lbs. per sq. ft. rating)
- ✓ Pressure-treated 2x4 Floor Joists – 12" Spacing
- ✓ Pressure-treated 4x4 Runners

## ↑ 1-CAR GARAGE STANDARDS ↑

**50 PSF SNOW LOAD • 90 MPH WIND RATING**

## ↓ 2-CAR AND 2 STORY GARAGE STANDARDS ↓



*Shown  
with Optional  
Ramps and  
Wood Shutters*

### Second Floor:

- ✓ 2x6 Floor Joists – 16" Spacing
- ✓ 2x8 Joists with 14 & 28 Wide Buildings
- ✓ 5/8" Plywood Flooring (Premium)
- ✓ Stairway to Second Floor

- ✓ 28 GA. 40-Year Warranty G-100 Metal Roof
- ✓ High Quality Kiln-dried 2x6 Rafters – 24" Spacing
- ✓ High Quality Kiln-dried 2x4 Studs – 16" Spacing
- ✓ 50-Year Warranty LP Smart Siding with 2 Coats Premium Acrylic Paint
- ✓ **OR** GP Lifetime Warranty Vinyl Siding
- ✓ Insulated Garage Doors with Smooth Operating Torsion Springs (Electric Opener Compatible)
- ✓ Diamond Plate Thresholds (Aluminum)
- ✓ 9-Lite Fiberglass House Door (Insulated)
- ✓ 24"x36" Aluminum Windows with Screens & Vinyl Shutters
- ✓ 3/4" Pressure-treated Plywood Floor (450 lbs. per sq. ft. rating)
- ✓ Pressure-treated 2x4 Floor Joists – 12" Spacing
- ✓ Pressure-treated 4x4 Runners
- ✓ 15'6" Center Wall Open Span (Between the Two Halves)





# OPTIONS for SHEDS and GARAGES

## VENTILATION

Gable Vents .....	\$20 ea.
Classic Gable Vents.....	\$30 ea.
Shingle over Ridge Vent.....	\$5.00 per ft.

## WINDOWS

Additional 18"x36" or 24"x36" with Screens & Shutters .....	\$100
Upgrade to Insulated 24"x36".....	\$100
Additional Insulated 24"x36" .....	\$200
Florida Room Package Includes 8 Large Windows .....	\$2,400
18" Octagon or 24"x12" Sunburst.....	\$75
20" Wood Flower Box.....	\$20
24" Vinyl Flower Box.....	\$30
Z-Style Wood Shutters .....	\$40 per set
Regular Wood Shutters .....	no charge
Credit to Delete a Window .....	\$40

## DOORS

Crossbuck Trim on Wood Doors .....	\$10 ea. door	
Higher or Wider Wood Doors.....	\$50 per ft.	
Paint Wood or Fiberglass Slab Doors Contrast Color .....	\$50 ea. door	
Paint 9-Lite Fiberglass House Door.....	\$100	
Extra Single Wood Door .....	\$100	
Extra Double Wood Doors.....	\$200	
Extra Single Fiberglass Door (for Vinyl Siding).....	\$150	
Extra Double Fiberglass Door (for Vinyl Siding) .....	\$300	
Add Transom to Wood or Fiberglass Door.....	\$100 6' Double .....	\$200
Add 9-Lite Arch to 6' Double Fiberglass Doors .....	\$400	
Upgrade Wood Door to Fiberglass Slab Door .....	\$125 ea. door	
Upgrade Wood Door to 9-Lite Fiberglass House Door (outswing).....	\$250	
Upgrade Wood Door to 9-Lite Fiberglass House Door (inswing).....	\$350	
Extra 9-Lite Fiberglass House Door (outswing) .....	\$300	

## GARAGE DOORS

Upgrade Wood or Fiberglass Doors to Garage Door .....	\$500
Additional Garage Door 6'wx6'h, 8'wx7'h, 9'wx7'h.....	\$600
Move Garage Door to Eave Side .....	\$100
9'wx8'h Garage Door – Only available in 1-Car Dutch Style and All 2-Story Garages .....	\$300
Add Regular Windows in Garage Door .....	\$200
Upgrade to Carriage Style Garage Door .....	\$350
Credit to Delete a Garage Door .....	\$300
Add Color to your Garage Door – Brown, Sandstone, Tan, Green.....	\$100

## PORCHES

Porch within the Shed Size.....	\$10 sq. ft.
Straight Baluster Railing.....	\$20 ln. ft.
Sunburst Railing .....	\$30 ln. ft.
Vinyl Baluster Railing.....	\$35 ln. ft.

## PAD SITE PREPARATION

Level Site Grading with 4" Thick 2-B Stone.....	\$4.00 sq. ft.
If your site is more than 1 ft. off level, additional charges may apply.	

## MULE SETTING

When Site is Not Accessible by Truck and Trailer .....	\$100
--	-------

## BUILD ON SITE

If access is limited, stick build on site is available for 30% upcharge, 20% upcharge for garages \$10,000 or more.

## RAMPS

4' Wide .....	\$65
5' Wide .....	\$75
6' Wide.....	\$85
8' or 9' Wide.....	\$125

## LOFTS

4'x8' .....	\$70
4'x10'.....	\$80
4'x12' .....	\$90
4'x14' .....	\$100

## SHELVING

Shelving or Work Bench .....	\$4.00 sq. ft.
------------------------------	----------------

## ELECTRICAL

1 Light and Switch, 1 Outlet with Exterior Hook-up Ready.....	\$195
Additional Lights or Outlets .....	\$40
100 Amp Breaker Box.....	\$150
52" Ceiling Fan/Light Combo .....	\$200

## FLOORS

8" O.C. Spacing 2x4 Floor Joists.....	\$0.50 sq. ft.
12" O.C. Spacing 2x4 Floor Joists.....	\$0.25 sq. ft.
2x6 Floor Joists 12" O.C. Spacing.....	\$0.75 sq. ft.
3/4" Pressure-treated Plywood .....	\$1.00 sq. ft.
R-7 Double Bubble Insulation .....	\$1.00 sq. ft.
R-13 Fiberglass Insulation with 28 ga. Metal Bottom .....	\$4.00 sq. ft.
Floorless Option Includes: PT 6X6 Bottom Plate Anchored to Cement Floor Including Additional Labor .....	\$1.00 sq. ft.
6" Cement Floor with Fiber 4000 PSI.....	\$6.50 sq. ft.

## WALLS AND SIDING

2x6 Wall Studs 16" O.C.....	\$1.00 sq. ft.
House Wrap Under Vinyl Siding .....	\$0.30 sq. ft.
Two-Tone Painted Sides (any size).....	\$300
Unpainted Shed .....	3% Off
Non-Stock Paint or Vinyl Siding .....	10% Upcharge
Vinyl Log Siding .....	25% more than Vinyl Price
Stone Veneer .....	\$20 per sq. ft. of Stone
Urethane Stain.....	\$1.00 sq. ft.
Metal Siding.....	20% more than Smart Siding
Partition Enclosed to the Roof .....	\$20 per ln. ft.

## FINISHED INTERIORS

R-13 2x4 Wall Insulation .....	\$1.25 sq. ft.
R-13 2x4 Roof Insulation .....	\$1.50 sq. ft.
R-19 2x6 Wall Insulation.....	\$1.50 sq. ft.
R-19 2x6 Roof Insulation.....	\$1.75 sq. ft.
Tongue & Groove Knotty Pine Walls & Ceiling.....	\$8.00 sq. ft.
Two Coats Clear Lacquer .....	\$2.00 sq. ft.
Linoleum Flooring.....	\$4.00 sq. ft.

## 2-CAR MODULAR GARAGE

Enlarge center wall open span between the 2 halves from standard 15'6" to 19'6" clear span.....	\$300 24' clear span.....	\$500
--	---------------------------	-------

## ROOFS

Transom Dormer .....	\$100 per ln. ft.
24" Copper Top Cupola with Windows.....	\$400
18" Painted Wood Cupola .....	\$150
18" Vinyl White Cupola.....	\$200
24" Vinyl White Cupola .....	\$300
Vented Cupola .....	\$25
24" Black Weather Vane – Eagle, Rooster, Horse & Buggy .....	\$100
TeckShield Roof Sheathing.....	\$0.50 sq. ft.
Double Bubble Condensation Barrier for Metal Roofs.....	\$1.00 sq. ft.
Metal Roofing for A-Frame or Cape Sheds .....	\$1.00 sq. ft.
Metal Roofing for Dutch or Dormer Sheds.....	\$2.00 sq. ft.
8" Eave Overhang .....	\$8.00 per ft.
16" Gable Overhang .....	\$10.00 per ft.
Shingles on 2-Car and 2-Story Garage.....	\$1.00 sq. ft.




Please see salesman  
for actual color samples

# COLOR CHOICES

## LP SMART SIDING PAINT – TRIM, DOOR & SHUTTER COLORS



## GP VISION PRO VINYL SIDING COLORS (Lifetime Warranty)



## ALUMINUM TRIM FOR VINYL SIDING – DOORS, FASCIA, AND SHUTTER COLORS



## GAF TIMBERLINE SHINGLE COLORS (Lifetime Warranty)



## 28 GA. PREMIUM G-100 METAL ROOFING (40-Year Warranty)



## URETHANE STAIN



# RENT-TO-OWN

Our low monthly rental rates are comparable to mini-warehouse storage rates. Our Rent-to-Own plan allows you to get a shed NOW with easy payments and have storage at home (NOT DOWN THE ROAD).

**NO CREDIT CHECK** up to a \$7500 Shed Only 1 Month Down-payment.

**NO STRINGS ATTACHED** (48 month payment plan)

The rental agreement is on a month-to-month basis. You have the flexibility to turn in the building at any time for any reason.

**EARLY PAYOFF** No prepayment or early payoff penalty!

Colonial Red





# Site Prep Recommendations

**T**he customer is responsible for a level pad site. We recommend removing 3-4" of top soil and filling with crushed stone. Pad should be 1 foot larger than the shed on all sides. We recommend using a laser transit to level the pad. Your shed will only be as level as your pad! The use of blocks is discouraged and voids your warranty. For your peace of mind, WE DO OFFER SITE PREPARATION.



**20-MILE FREE DELIVERY!**

*(from any of our sales lots)*

## Access Requirements

**W**e must have adequate access to deliver your shed or garage. Approximately 60 feet of space is needed for the truck and trailer to pull out from the end of the shed. The roads and driveway going to your site will need to have a minimum of 14 feet height and a width of 2 feet wider than the building. Please check tree limbs and wires for clearance in advance.

### BUILD ON SITE

If the truck and the Mule cannot access, stick build on site is available for a 20-30% upcharge.



#### Mule Shed Delivery (\$100)

*Will go places the truck and trailer cannot access. The Mule is able to make sharp turns with 20,000 lbs. less weight going through your lawn. Check out the video on our website!*



#### For Delivery

*Please specify the loading direction of your shed doors: face front, back, driver or passenger side so that your shed will unload facing the way you need it.*

**Rocky Mountain**  
• STRUCTURES LLC •

2365 (Rte. 118) • Hunlock Creek, PA 18621

**570.266.6394**

[www.rockymtnsheds.com](http://www.rockymtnsheds.com)