

SHEDS *and* GARAGES

Make a Solid Investment • Eliminate Monthly Storage Fees



24x24 2-Car 2-Story Garage

Tan Vinyl Siding • White Trim • Black Shutters • Copper Metal Roof

*Optional: Carriage Style Doors
2 Ramps*



12x32 1-Car Dutch Garage

Chestnut Smart Siding • Tan Trim • Shakewood Shingles

Optional: Classic Vents • Crossback Door Trim



10x16 Cape Cod

Beige Smart Siding • Clay Trim • Green Doors & Shutters
Shakewood Shingles

*Optional: Transom Dormer • Classic Vents • Extra Transom Door
All Doors Painted Green • Z Style Shutters*



AFFORDABLE *Storage Solutions*



Rocky Mountain
• STRUCTURES LLC •

CONTENTS

Mini Barns	Page 3
A-Frames.....	4
Dutch Barns	5
Quakers.....	6
Manors.....	7
Cape Cods	8
Hip Roofs	9
Animal Shelters & Playhouses.....	10
1-Car Garages	11
Modular Garages.....	12
2-Car Garages.....	13
2-Story A-Frame Garages.....	14
2-Story Gambrel Garages	15
Construction Standards.....	16-17
Options.....	18
Color Choices & Rent-to-Own	19
Site Preparation.....	20



A bird's-eye view of our manufacturing plant located at the base of the Mahantango Mountain in Lykens, PA.

We broke ground in the summer of 2004. Starting from scratch as pioneers, we cleared trees and encountered extreme rocky terrain. Massive boulders were uncovered, and then used for landscaping and rock retaining walls. Hence the name ROCKY MOUNTAIN STRUCTURES was born.

We have been blessed with exceptional employees, and they helped build a raving customer base. We have experienced steady growth, and expanded our facility three times in a down economy. All the glory to our Creator and Provider. With God, nothing is impossible.

Never underestimate the power of high quality workmanship and 100% customer satisfaction.

Rocky Mountain Structures manufactures and delivers 400-500 buildings per year in Pennsylvania and the surrounding states. A combined total of 150+ SHEDS & GARAGES on display 24/7 at eight locations!

OUR MISSION

Our foremost goal is to produce excellent products and services that will meet or exceed our customers' expectations. Our team strives to bring glory to God through superior service that shows honesty and integrity to all we serve. We are committed to a long-term relationship with our customers.



Organize Your Stuff

10-YEAR
Top to Bottom
WARRANTY

The Best in the Industry!



20 Mile FREE DELIVERY!
(from any of our sales lots)

MINI BARNs

*Need more headroom?
See our Dutch Barns on page 5
for loft storage options.*

The most economical shed available!



8x10 Mini Barn

Chestnut Smart Siding • Beige Trim
Shakewood Shingles

*Optional:
Economy Package • 2 Vents*

10x12 Mini Barn

Blue Vinyl Siding • White Trim
Grey Shingles

*Optional:
Ramp • Ridge Vent*

Size	50 Yr. LP Smart Siding	Rent to Own 48 MOS	Lifetime Vinyl Siding	Rent to Own 48 MOS
8x8	\$2280	\$95	\$3105	\$130
8x10	2497	105	3406	142
8x12	2915	114	3692	154
8x16	3151	132	4293	179

↑ 4' wide x 6' high double doors ↑

10x10	2774	116	3818	160
10x12	3094	124	4214	176
10x14	3413	143	4658	195
10x16	3630	152	4942	206
10x20	4270	178	5529	231

↑ 5' wide x 6' high double doors ↑

12x16	3877	162	5228	218
12x20	4603	192	6035	252
12x24	5228	218	6860	286

↑ 6' wide x 6' high double doors ↑

Plus 6% Sales Tax
Includes (1) 18x27" Window • 42" Interior Wall Height

ECONOMY PACKAGE OPTION 8% OFF

*Excludes window, tar paper and
diamond threshold.
2x4 studs and rafters 24" spacing versus 16".
8' and 10' wide sheds are 2x3 studs and rafters.*

WE MANUFACTURE AND DELIVER ALL TYPES OF BUILDINGS...

*...from very basic storage sheds to elaborate, multi-use portable structures with finished
interiors, turn-key ready, pre-built and delivered to your location.*



13x28 Campground Bathhouse



10x16 Play School House



12x24 Sales Office

Delight yourselves in the Lord, and he will give you the desires of your heart. – Psalms 37:4

A-FRAMES

*A common style shed that can easily be outfitted with an electrical package, shelving, or even a porch.
Standard with a 5/12 roof pitch*



10x14 A-Frame

Avocado Smart Siding • Beige Trim
Black Shutters • Charcoal Shingles

Optional: 16" Front Overhang • Gable Vents



10x12 A-Frame

Clay Vinyl Siding • Brown Trim • Hickory Shingles

Optional: Gable Vents

Size	50 Yr. LP Smart Siding	Rent to Own 48 MOS	Lifetime Vinyl Siding	Rent to Own 48 MOS
8x8	\$2600	\$109	\$3549	\$148
8x10	2818	118	3850	161
8x12	3035	127	4214	176
8x16	3471	145	4737	198
↑ 4' wide x 6' high double doors ↑				
10x10	3195	134	4356	182
10x12	3413	143	4658	195
10x14	3732	156	5069	212
10x16	4052	169	5529	231
10x20	4473	187	6099	255
↑ 5' wide x 6' high double doors ↑				
12x16	4923	206	6004	251
12x20	5722	239	7001	292
12x24	6375	266	8000	334
12x28	7028	293	8871	370
12x30	7406	309	9394	392
12x32	7841	327	9900	413
12x36	8553	357	10724	447
12x40	9366	391	11658	486
14x20	6476	270	8158	340
14x24	7101	296	9456	394
14x28	8263	345	10248	427
14x32	9047	377	11183	466
14x36	9874	412	12276	512
14x40	10832	452	13290	N/A
↑ 6' wide x 6' high double doors ↑				
Plus 6% Sales Tax Includes (2) 18"x36" windows with screens & vinyl shutters 8' & 10' wide sheds 6'5" interior wall height 12' & 14' wide sheds 7'5" interior wall height 14' wide sheds are 6" less at the base				



12x28 A-Frame

Chestnut Smart Siding • Clay Trim
Weatherwood Shingles

Optional: Gable Vents



12x16 A-Frame

Clay Vinyl Siding • Blue Trim • Copper Metal Roof
*Optional: Classic Vents • Ramp • Copper Metal Roof
24" Copper Top Cupola with Glass*


DUTCH BARN

OUR BEST SELLER! With maximum headroom, you can take advantage of the open space by adding a loft, workbench and shelving.



10x14 Dutch Barn

Clay Vinyl Siding • Black Trim • Weatherwood Shingles
Optional: Classic Vents



10x16 Dutch Barn

Red Smart Siding • White Trim • Grey Shingles
Optional: Classic Vents • Ramp



12x24 Dutch Barn

Tan Vinyl Siding • Brown Trim • Hickory Shingles
Optional: 2nd Set of Double Doors
• Painted Brown Doors • Gable Vents



We can install lofts & shelving to maximize your storage potential!



12x20 Dutch Barn

Cedar Stain • Brown Trim • Hickory Shingles
Optional: Loft Window • House Door
6x12 Porch with Railing • Urethane Stain

Size	50 Yr. LP Smart Siding	Rent to Own 48 MOS	Lifetime Vinyl Siding	Rent to Own 48 MOS
8x10	\$3035	\$127	\$4150	\$173
8x12	3369	141	4594	192
8x16	3907	163	5322	222
↑ 4' wide x 6' high double doors ↑				
10x10	3413	143	4658	195
10x12	3732	156	4880	204
10x14	4052	169	5307	222
10x16	4473	187	5639	235
10x20	5111	213	6653	278
↑ 5' wide x 6' high double doors ↑				
12x16	4923	206	6004	251
12x20	5722	239	7001	292
12x24	6375	266	8000	334
12x28	7028	293	8871	370
12x30	7522	314	9394	392
12x32	7841	327	9900	413
12x36	8553	357	10724	447
12x40	9366	391	11658	480
14x20	6476	270	8158	340
14x24	7101	296	9456	394
14x28	8248	343	10248	427
14x32	9047	377	11183	466
14x36	9874	412	12276	512
14x40	10832	452	13290	N/A
↑ 6' wide x 6' high double doors ↑				
Plus 6% Sales Tax Includes (2) 18"x36" windows with screens & vinyl shutters 6'5" interior wall height 14' wide sheds are 6" less at the base				

We could not be happier with our shed. The craftsmanship & the materials that were utilized are of excellent quality!

~ Barry, Oley, PA

QUAKERS

Old world salt box style building with an offset roof and 16" front overhang.



10x12 Quaker

Brown Smart Siding • Beige Trim • Light Stone Metal Roof
Optional: Beige Doors • Classic Vents • Metal Roof



8x10 Quaker

White Vinyl Siding • Brown Trim • Hickory Shingles
Optional: Classic Vents • Ramp

Size	50 Yr. LP Smart Siding	Rent to Own 48 MOS	Lifetime Vinyl Siding	Rent to Own 48 MOS
8x10	\$3025	\$127	\$4150	\$173
8x12	3369	141	4594	192
8x16	3907	163	5322	222
↑ 4' wide x 6' high double doors ↑				
10x10	3413	143	4658	195
10x12	3732	156	4880	204
10x14	4052	169	5307	222
10x16	4473	187	5639	235
10x20	5111	213	6653	278
↑ 5' wide x 6' high double doors ↑				
12x16	4923	206	6004	251
12x20	5722	239	7001	292
12x24	6375	266	8000	334
12x28	7028	293	8871	370
12x30	7522	314	9394	392
12x32	7841	327	9900	413
12x36	8553	357	10724	447
12x40	9366	391	11658	486
↑ 6' wide x 6' high double doors ↑				
Plus 6% Sales Tax Includes (2) 18"x36" windows with screens & vinyl shutters 8' front wall interior height 6'5" back wall interior height				



10x16 Quaker

Cedar Stain • Green Trim • White Shutters • Green Shingles
Optional: Classic Vents • Green Doors • Urethane Stain



12x20 Quaker

Flint Vinyl Siding • White Trim • Black Shutters • Charcoal Shingles
Optional: Arched 9-Lite Doors • Ridge Vent • Ramp

MANORS

**Complement your home! Dress it up! Manors feature a 7/12 roof pitch.
Standard with a dormer. Add extra doors and windows as needed!**



10x14 Manor

Tan Vinyl Siding • White Trim • Red Doors
Red Shutters • Shakeswood Shingles

*Optional: 3 Classic Vents
Extra Door • 3 Painted Doors*



10x16 Manor

Cream Vinyl Siding • White Trim
Black Shutters • Charcoal Shingles

Optional: 3 Classic Vents



10x12 Manor

Dark Grey Smart Siding • Beige Trim and Doors
Grey Shingles

*Optional: 3 Classic Vents • Beige Doors
Crossbuck Door Trim • Ramp*



12x24 Manor

Warm Cedar Vinyl Log Siding • Green Trim & Metal Roof

*Optional: Metal Roof • 5 Insulated Windows
Veneer Stack Stone • Deck • Painted 15-Lite House Door
Insulated • Electrical Package • Knotty Pine Interior • 8" Roof Overhangs*

Size	50 Yr. LP Smart Siding	Rent to Own 48 MOS	Lifetime Vinyl Siding	Rent to Own 48 MOS
8x10	\$3471	\$145	\$4757	\$198
8x12	3689	154	5021	210
8x16	3907	163	5624	235
↑ 4' wide x 6' high double doors ↑				
10x10	4124	172	4784	200
10x12	4270	178	5276	220
10x14	4589	192	5703	238
10x16	4909	205	6114	255
10x20	5460	228	6906	288
↑ 5' wide x 6' high double doors ↑				
12x16	5750	240	6669	278
12x20	6418	268	7635	319
12x24	7216	301	8585	358
12x28	8045	336	9568	399
12x30	8408	351	10028	418
12x32	8829	368	10503	438
12x36	9642	402	11390	475
12x40	10499	438	12466	520
14x20	7696	321	9394	392
14x24	8364	349	10455	436
14x28	9308	388	11579	483
14x32	10120	422	12545	N/A
14x36	11007	459	13449	N/A
14x40	12139	506	14637	N/A

↑ 6' wide x 6' high double doors ↑

Plus 6% Sales Tax
**Includes (2) 18"x36" windows with
screens & vinyl shutters**
6'5" interior wall height
14' wide sheds are 6" less at the base

*I bought 4 of your structures
over the past 12 years. It has
always been a pleasure to
work with your company.*

~ Jim Oxenrider, Pitman, PA


CAPE CODS

Add value to your property! Storage with a touch of class.
Cape Cods feature a 7/12 roof pitch, 8" overhangs
with wide faceboards, and transom doors.



10x16 Cape Cod

Grey Vinyl Siding • White Trim • Charcoal Shingles
Optional: Classic Vents • Flower Boxes



10x20 Cape Cod

Dark Grey Smart Siding • Cream Trim • Charcoal Shingles
Optional: Extra Set of Transom Doors
Cream Doors • Cupola • Weather Vane

Size	50 Yr. LP Smart Siding	Rent to Own 48 MOS	Lifetime Vinyl Siding	Rent to Own 48 MOS
8x10	\$3427	\$143	\$4198	\$175
8x12	3703	155	4372	183
8x16	4255	178	5117	214
↑ 6' wide x 6' high double doors ↑				
10x10	3776	158	4737	198
10x12	4110	172	5133	214
10x14	4415	184	5465	228
10x16	4778	200	5830	243
10x20	5286	221	6638	277
↑ 6' wide x 6' high double doors ↑				
12x16	5416	226	6930	289
12x20	6308	263	7572	316
12x24	7215	301	8523	356
12x28	8017	335	9473	395
12x30	8501	355	9995	417
12x32	9030	377	10439	435
12x36	9772	408	11278	470
12x40	10527	439	12245	511
14x20	7549	315	8966	374
14x24	8531	356	10090	421
14x28	9741	406	11168	466
14x32	10724	447	12261	511
14x36	11692	488	13433	N/A
14x40	12918	N/A	14684	N/A
↑ 6' wide x 6' high double doors ↑				
Plus 6% Sales Tax Includes (2) 18"x36" windows with screens & vinyl shutters 6'10" interior wall height 14' wide sheds are 6" less at the base				



12x20 Cape Cod

Beige Smart Siding • Clay Trim
 Weatherwood Shingles
Optional: Clay Doors
Cupola • Classic Vents
Customer-supplied Flower Boxes



10x16 Cape Cod

Clay Vinyl Siding • White Trim • Black Shutters • Charcoal Shingles
Optional: Transom Dormer • Classic Vents • Extra Transom Door
All Doors Painted Red

HIP ROOFS

Create a **FLORIDA ROOM** by adding a window package and finished interior!



10x14' Hip Roof

White Smart Siding • Tan Trim • Copper Metal Roof
Optional: Transom Doors • 8" Roof Overhangs
Copper Metal Roof



10x16 Hip Roof

Light Grey Smart Siding • Dark Grey Trim • Grey Shingles
Optional: Transom Doors • 8" Roof Overhangs
Dark Grey Doors



12x12 Hip Roof

Clay Vinyl Siding • Brown Trim & Door • Hickory Shingles
Optional: Florida Room Window Package
24" Vinyl Cupola • Painted House Door



12x16 Hip Roof

Beige Smart Siding • Clay Trim • Weatherwood Shingles
Optional: Florida Room Window Package
Cupola • 8" Roof Overhangs • Painted 15-Lite Door
Insulated • Electrical Package • Knotty Pine Interior

Size	50 Yr. LP Smart Siding	Rent to Own 48 MOS	Lifetime Vinyl Siding	Rent to Own 48 MOS
8x10	\$3471	\$145	\$4737	\$198
8x12	3689	154	5021	210
8x16	4124	172	5624	235
↑ 4' wide x 6' high double doors ↑				
10x10	4008	167	4784	200
10x12	4270	178	5276	220
10x14	4589	192	5703	238
10x16	4909	205	6114	255
10x20	5460	228	6906	288
↑ 5' wide x 6' high double doors ↑				
12x16	5750	240	6669	278
12x20	6418	268	7635	319
12x24	7216	301	8585	358
12x28	8059	336	9568	399
12x30	8393	350	10028	418
12x32	8829	368	10503	438
12x36	9642	402	11390	475
12x40	10513	439	12466	520
14x20	7696	321	9394	392
14x24	8364	349	10455	436
14x28	9308	388	11579	483
14x32	10120	422	12545	N/A
14x36	11007	459	13449	N/A
14x40	12139	506	14637	N/A
↑ 6' wide x 6' high double doors ↑				
Plus 6% Sales Tax Includes (2) 18"x36" windows with screens & vinyl shutters 6'5" interior wall height 14' wide sheds are 6" less at the base				

You guys do fantastic work. If you need any references, I will be glad to recommend your company to anyone.

~ Doug Dzinski, Gouldsboro, PA

HORSE BARNS

Horse Barn Features:

- Pressure-treated 6x6 foundation skids
- Steel corner braces with tow hooks
- (1) 4'x7' Dutch door with chew guard per stall
- (1) 18"x27" window with grill per stall
- Powder-coated stall grills between stalls

Run-in Sheds 50 Yr. LP Smart Siding			Enclosed Horse Barns 50 Yr. LP Smart Siding	
Size	Price	Rent to Own 48 MOS	Price	Rent to Own 48 MOS
10x10	\$3413	\$143	\$4080	\$170
10x12	3732	156	4400	184
10x16	4475	187	5155	215
⬆️ (1) 8' Opening ⬆️			⬆️ (1) Stall ⬆️	
10x20	5111	213	6970	291
10x24	5750	240	7609	318
10x28	6476	270	8321	347
12x20	5649	236	7667	320
12x24	6288	262	8305	347
12x28	6926	289	8945	373
⬆️ (2) 8' Openings ⬆️			⬆️ (2) Stalls ⬆️	
12x32	7740	323	10600	442
12x36	8553	357	11413	476
12x40	9366	391	13068	N/A
⬆️ (3) 8' Openings ⬆️			⬆️ (3) Stalls ⬆️	
Optional Metal Siding – Add 25%				
Plus 6% Sales Tax				
Includes 2x8 Tongue and Groove Kickboard 4' high				



12x36 Run-in Shed

Clay Metal Siding • White Trim
Weatherwood Shingles
Optional: Metal Sides
8x12 Feed Room • 24" Vinyl Cupola

Run-in Shed Options:

- Add a partition with powder-coated grill (\$600)
 - Convert a section any size into a feed room. Includes a floor, man door, & window (\$300)
- No kickboard - deduct \$1.50 sq. ft.



10x20 Horse Barn

Brown Urethane Stain • Tan Trim • Shakeswood Shingles
Optional: Urethane Stain • Classic Vents • Feed Room

Convert a horse barn stall into a feed room at NO charge.

DOG KENNELS

Size	50 Yr. LP Smart Siding	Rent to Own 48 MOS
6x8	\$3388	\$142
8x8	3693	154
8x10	4216	176
8x12	4860	203
8x14	5506	230
10x10	4913	205
10x12	5663	236
10x14'	6515	272
Plus 6% Sales Tax		

8x10 Dog Kennel

Beige Smart Siding • Clay Trim
Weatherwood Shingles
Optional: Divider (\$700) • Classic Vents



Dog Kennel Features

- Man door on back wall
- Storage loft above kennel
- Chain link & poly decking

Dog Houses

Large
33"w x 43"l x 41"h
\$175

Medium
25"w x 33"l x 34"h
\$150

Small
21"w x 25"l x 28"h
\$125



CHICKEN COOPS

Size	50 Yr. LP Smart Siding	Rent to Own 48 MOS
5x6	\$1830	\$77
6x8	2207	92
8x8	2600	109
8x10	3122	131
8x12	3514	147
Plus 6% Sales Tax		

5'x6' Chicken Coop

Beige Smart Siding • Brown Trim
Weatherwood Shingles
Optional: Chicken wire enclosed bottom with trap door and ramp - Add \$200



PLAYHOUSES

Size	50 Yr. LP Smart Siding	Rent to Own 48 MOS
8x10	\$3340	\$140
8x12	3776	158
8x14	4211	176
Plus 6% Sales Tax		
Includes:		
• Man door on back wall		
• Loft with ladder above porch		
• Porch railing		

8x10 Playhouse

White Smart Siding • Pink Trim
Black Shutters • Charcoal Shingles
Standard as Shown



1-CAR GARAGES

PORTABLE • STURDY-BUILT • ECONOMICAL STORAGE

Designed for Cars, Trucks, Tractors, Collectibles, and More!

CHOOSE BETWEEN A-FRAME AND DUTCH STYLE



12x28 A-Frame Garage

Olive Vinyl Siding • Clay Trim • Weatherwood Shingles

*Optional: 16" Front Overhang
Clay Garage Door • Classic Vents
Double Side Doors Painted Clay*



14x40 A-Frame Garage

Cream Smart Siding • Green Trim • Shakewood Shingles

*Optional: 16" Front Overhang • Ramp
Gable Vents • Crossbuck Door Trim
24" Vinyl Cupola • Weather Vane
Customer Installed Gutters*



12x24 Dutch Garage

Clay Smart Siding • Brown Trim
Hickory Shingles

*Optional: Brown Garage Door
Classic Vents • Ramp
Crossbuck Door Trim*



14x24 Dutch Garage

Grey Vinyl Siding • White Trim • Charcoal Shingles

Optional: Classic Vents • Ramp

Size	50 Yr. LP Smart Siding	Rent to Own 48 MOS	Lifetime Vinyl Siding	Rent to Own 48 MOS
10x16	\$5881	\$246	\$7382	\$308
10x20	6534	273	8206	342
↑ 8' wide x 7' high garage door ↑				
12x16	6404	267	7889	329
12x20	7174	299	8871	370
12x24	7638	319	9806	409
12x28	8146	340	10661	445
12x30	8553	357	11009	459
12x32	8959	374	11548	482
12x36	9773	408	12609	N/A
12x40	10586	442	13464	N/A
14x20	7725	322	9742	406
14x24	8523	356	10692	446
14x28	9497	396	11643	486
14x32	10483	437	12800	N/A
14x36	11486	479	14034	N/A
14x40	12677	N/A	15207	N/A

↑ 9' wide x 7' high garage door ↑

Plus 6% Sales Tax
Includes (1) 3x6 man door and (2) 24"x36" windows
10' and 12' wides are full width
14' wides are 6" less at the base
(Due to shipping regulations)
11'3" overall height

Modular Garage Benefits Pages 12-15

- ✓ Modular garages cost 20-40% less than stick-built construction.
- ✓ Our buildings are manufactured in a climate-controlled facility with better quality control.
- ✓ Extra sturdy built construction to withstand transporting.
- ✓ A wooden floor does not draw moisture as in concrete (perfect for antique cars!)
- ✓ Heavy-duty pressure-treated floor engineered for everyday vehicle use (450 lbs./sq. ft. rating).
- ✓ Will easily accommodate full-sized pickup trucks and more!
- ✓ We can also install a (floorless garage) on a customer-provided concrete pad.
- ✓ Your garage will arrive in 2 sections and is generally completed in one day!
- ✓ High quality garage doors with torsion springs will easily accommodate electric openers.
- ✓ All we need is a level 4" thick gravel pad to set the garage down on.
- ✓ Short lead times.

FREE DELIVERY & SETUP *within 20 miles included!*

1-CAR 2-STORY GARAGES

*Double Your Floor
Square Footage*

Limited Ground Space? BUILD UPWARD!

First Floor Includes:

- (2) 24"x36" Windows
- (1) 9-Lite House Door



1st Floor

Second Floor Includes:

- (2) 24"x36" Windows



2nd Floor

Size	50 Yr. LP Smart Siding	Finance 9.9% APR 65 MOS	Lifetime Vinyl Siding	Finance 9.9% APR 65 MOS
12x20	\$10818	\$217	\$14478	\$290
12x24	12256	246	16379	328
12x28	13998	280	18692	374
12x30	14825	297	19642	393
12x32	15900	318	20624	413
12x36	17657	354	22841	457
12x40	19212	387	24964	500
14x20	14041	281	18290	368
14x24	15958	320	20672	414
14x28	17570	352	22319	447
14x32	19385	388	24584	492
14x36	21345	427	27087	542
14x40	23146	463	29289	586
14x44	24888	498	31221	625
14x48	26630	533	33407	669

↑ 9' wide x 7' high garage doors ↑

Plus 6% Sales Tax
14' wides are 6" less at the base
(due to shipping regulations)
12' wides are full width at the base
16'8" overall height



14x28 2-Story Garage

Clay Smart Siding • White Trim • Clay Metal Roof
Standard as Shown



12x24 2-Story Garage

Grey Vinyl Siding • White Trim • Blue Metal Roof
Optional: Ramp

We are very pleased with the overall quality & customer service. We love our garage! A lot less hassle & less expensive than hiring a contractor.

~ Deb Dickens, Pine Grove, PA

2-CAR 1-STORY MODULAR GARAGES

Protect your investments with a quality-built garage!

Includes:

- (3) 24"x36" Windows
- (1) 9-Lite House Door



24x24 2-Car 1 Story Garage

Red Smart Siding • Light Grey Trim • Charcoal Metal Roof
Standard as Shown



24x36 2 Car 1 Story Garage

Clay Smart Siding • White Trim • Green Metal Roof
Optional: Ramps



20x28 2-Car 1 Story Garage

Cream Vinyl Siding • White Trim • Hickory Shingles
Optional: Ramps and Shingled Roof



24x40 2-Car 1-Story Garage

Clay Smart Siding • White Trim • Charcoal Metal Roof
*Optional: Double Doors • Crossbuck Door Trim
3 Ramps • Garage Doors on Eave Side*

Size	50 Yr. LP Smart Siding	Finance 9.9% APR 65 MOS	Lifetime Vinyl Siding	Finance 9.9% APR 65 MOS
20x20	\$10846	\$217	\$14162	\$284
20x24	12619	253	16505	331
20x28	14448	289	18771	376
↑ (2) 8' wide x 7' high garage doors ↑				
24x24	13998	280	18280	366
24x28	16059	322	21036	421
24x30	16975	340	22271	446
24x32	17671	354	23032	461
24x36	19501	391	24521	491
24x40	21563	432	26532	531
24x44	23624	473	29637	593
24x48	25687	514	32219	645
28x24	17424	349	21860	438
28x28	20038	401	25138	503
28x32	21780	436	27324	547
28x36	24394	488	30603	613
28x40	27008	541	33882	678
28x44	29621	593	37161	744
28x48	32235	645	40440	809

↑ (2) 9' wide x 7' high garage doors ↑

Plus 6% Sales Tax
 20' and 24' wides are full width at the base
 28' wides are 11" less at the base
 (due to shipping regulations)
 11'4" overall height

2-STORY A-FRAME GARAGES

SECOND FLOOR IS GREAT FOR:

Game Room • Home Office • Man Cave • Storage • Workshop • In-Law Quarters

First Floor Includes:

- (4) 24"x36" Windows
- (1) 9-Lite House Door



1st Floor

Second Floor Includes:

- (4) 24"x36" Windows
- 7/12 Roof Pitch



2nd Floor

I have never seen such teamwork. All they did was nod at each other. They worked so efficiently. A 2-story garage assembled & ready to use all in one day! Unbelievable!

~ Don, Laddsborg, PA



24x24 2-Story A-Frame Garage

Chestnut Smart Siding • White Trim
Black Shutters • Clay Metal Roof

Optional: Carriage Style Doors • 2 Ramps



24x24 2-Story A-Frame Garage

Light Grey Smart Siding • White Trim
Green Metal Roof

Optional: Standard as Shown

Size	50 Yr. LP Smart Siding	Finance 9.9% APR 65 MOS	Lifetime Vinyl Siding	Finance 9.9% APR 65 MOS
20x20	\$17221	\$345	\$21780	\$436
20x24	20372	408	26279	526
20x28	22942	459	30033	601
↑ (2) 8' wide x 7' high garage doors ↑				
24x24	22390	448	28338	567
24x28	25687	514	30239	605
24x30	27066	542	32028	641
24x32	28213	565	35292	706
24x36	31204	625	38571	772
24x40	34413	689	43054	862
24x44	37622	753	47188	944
24x48	40830	817	51212	1025
28x24	27588	552	34611	693
28x28	30347	607	38080	762
28x32	33106	663	41532	831
28x36	35865	718	44994	900
28x40	38624	773	48455	970
28x44	41818	837	52462	1050
28x48	45303	907	56835	1137
↑ (2) 9' wide x 7' high garage doors ↑				
Plus 6% Sales Tax 20' wides are full width at the base 24' and 28' wides are 11" less at the base (due to shipping regulations) 18' overall height				



24x24 2-Story A-Frame Garage

Clay Smart Siding
Red Trim • Black Shutters
Red Metal Roof

Optional: 2-Tone Sides • Ramps



24x28 2-Story A-Frame Garage

Grey Vinyl Siding • White Trim • Charcoal Shingles

*Optional: Carriage Style Doors • Ramps
Shingled Roof*

2-STORY GAMBREL GARAGES

Gambrel Roof will Maximize Your Head Room Upstairs!

First Floor Includes:

- (4) 24"x36" Windows
- (1) 9-Lite House Door



1st Floor

Second Floor Includes:

- (4) 24"x36" Windows



2nd Floor



24x24 2-Story Gambrel Garage

Light Grey Smart Siding • Blue Trim • Blue Metal Roof
Optional: Carriage Style Doors • 2 Ramps
2-Tone Sides



20x20 2-Story Gambrel Garage

Red Smart Siding • White Trim
Dark Grey Shutters
Charcoal Metal Roof
Optional: 2 Ramps



28x36 2-Story Gambrel Garage

Avocado Smart Siding • Clay Trim
Red Shutters • Clay Metal Roof
Optional: Clay Doors
8' High Carriage Style Doors
on Eave Side

8 foot high doors require
1 foot higher side walls
\$2.00 per sq. ft.



24x30 2-Story Gambrel Garage

Grey Vinyl Siding • White Trim • Charcoal Metal Roof
Optional: 8' High Carriage Style Doors
12x30 Lean-to • 2-Tone Sides
Pointed Roof Overhang • 3 Ramps • Patio Doors

Your crew did an amazing job! People driving by almost run off the road when they see this beautiful garage you built.

~ Harold Willis, Beach Haven, PA

Size	50 Yr. LP Smart Siding	Finance 9.9% APR 65 MOS	Lifetime Vinyl Siding	Finance 9.9% APR 65 MOS
20x20	\$18150	\$363	\$23776	\$476
20x24	21882	438	28640	573
20x28	24917	499	32631	653
↑ (2) 8' wide x 7' high garage doors ↑				
24x24	24423	489	31966	640
24x28	28068	562	36401	729
24x30	29607	593	36876	738
24x32	30928	619	39521	791
24x36	34253	685	42975	860
24x40	37811	757	47362	948
24x44	41382	828	51749	1035
24x48	44853	898	56026	1121
28x24	31364	628	39284	786
28x28	34122	683	42800	856
28x32	36881	738	46269	926
28x36	40076	802	50277	1006
28x40	43415	869	56296	1126
28x44	46900	938	58838	1177
28x48	50385	1008	63210	1265

↑ (2) 9' wide x 7' high garage doors ↑

Plus 6% Sales Tax

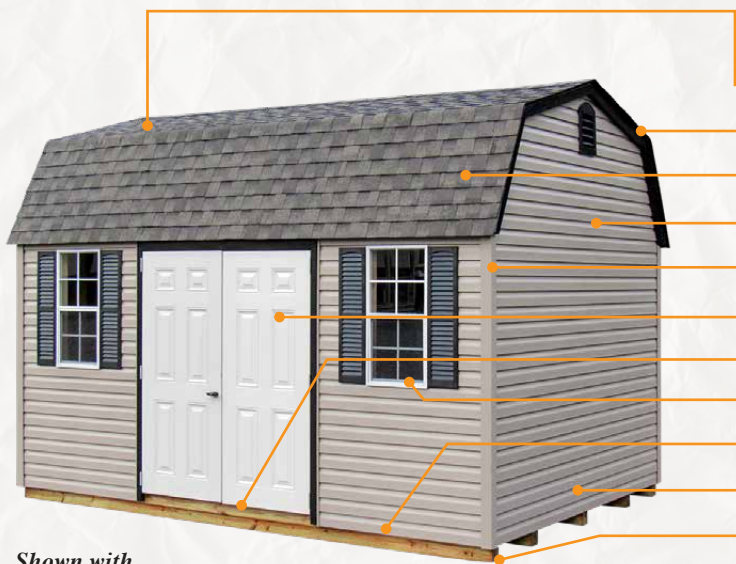
20' wides are full width at the base
24' and 28' wides are 11" less at the base
(due to shipping regulations)
18' overall height

Then you will know the Truth, and the Truth will set you free. – John 8:32



HIGH-QUALITY SHED CONSTRUCTION STANDARDS

10-YEAR
Top to Bottom
WARRANTY
The Best in the Industry!




*Shown with
Optional Classic Vents*

- ✓ GAF (Lifetime Warranty) Architectural Shingles
- ✓ 15 lb. Roofing Felt Paper
- ✓ High Quality Kiln-dried 2x4 Studs & Rafters – 16" Spacing
- ✓ GP Lifetime Warranty Vinyl Siding
- ✓ Vinyl Coated Woodgrain Aluminum Trim
- ✓ Fiberglass Doors with Stainless Hinges & Keyed Lock
- ✓ Diamond Plate Threshold (Aluminum)
- ✓ Aluminum Frame Windows with Screens and Shutters
- ✓ 5/8" Premium Plywood Flooring (300 PSF)
- ✓ Pressure-treated 2x4 Floor Joists – 16" Spacing
- ✓ Pressure-treated 4x4 Runners

↑ VINYL SHED STANDARDS ↑

**All our SHEDS and GARAGES are designed & built for a
50 PSF SNOW LOAD and 90 MPH WINDS**

↓ PAINTED SHED STANDARDS ↓




*Shown with
Optional Classic Vents*

- ✓ GAF (Lifetime Warranty) Architectural Shingles
- ✓ 15 lb. Roofing Felt Paper
- ✓ High Quality Kiln-dried 2x4 Studs & Rafters – 16" Spacing
- ✓ 50-Year Warranty LP Smart Siding with 2 Coats Premium Acrylic Paint
- ✓ 2x4 Sturdy-Built Doors with Rust-proof Hinges, & Keyed Lock
- ✓ Diamond Plate Threshold (Aluminum)
- ✓ Aluminum Frame Windows with Screens and Vinyl Shutters
- ✓ 5/8" Premium Plywood Flooring (300 lbs. per sq. ft. rating)
- ✓ Pressure-treated 2x4 Floor Joists – 16" Spacing
- ✓ Pressure-treated 4x4 Runners





HIGH-QUALITY GARAGE CONSTRUCTION STANDARDS



Shown with Optional
16" Front Overhang and Classic Vents

- ✓ GAF (Lifetime Warranty) Architectural Shingles
- ✓ 15 lb. Roofing Felt Paper
- ✓ High Quality Kiln-dried 2x4 Studs & Rafters – 16" Spacing
- ✓ GP (Lifetime Warranty) Vinyl Siding
- ✓ **OR** (50-Year Warranty) LP Smart Siding with 2 Coats Premium Acrylic Paint
- ✓ Insulated Garage Door with Smooth Operating Torsion Springs (Electric Opener Compatible)
- ✓ Diamond Plate Threshold (Aluminum)
- ✓ 3x6 Fiberglass Man Door with Vinyl Siding
- ✓ **OR** 3x6 Wood Man Door with Smart Siding
- ✓ (2) 24"x36" Aluminum Windows with Screens & Shutters
- ✓ 3/4" Pressure-treated Plywood Floor (450 lbs. per sq. ft. rating)
- ✓ Pressure-treated 2x4 Floor Joists – 12" Spacing
- ✓ Pressure-treated 4x4 Runners

↑ 1-CAR GARAGE STANDARDS ↑

50 PSF SNOW LOAD • 90 MPH WIND RATING

↓ 2-CAR AND 2 STORY GARAGE STANDARDS ↓



Shown
with Optional
Ramps and
Wood Shutters

Second Floor:

- ✓ 2x6 Floor Joists – 16" Spacing
- ✓ 2x8 Joists with 14 & 28 Wide Buildings
- ✓ 5/8" Plywood Flooring (Premium)
- ✓ Stairway to Second Floor

- ✓ 28 GA. 40-Year Warranty G-100 Metal Roof
- ✓ High Quality Kiln-dried 2x6 Rafters – 24" Spacing
- ✓ High Quality Kiln-dried 2x4 Studs – 16" Spacing
- ✓ 50-Year Warranty LP Smart Siding with 2 Coats Premium Acrylic Paint
- ✓ **OR** GP Lifetime Warranty Vinyl Siding
- ✓ Insulated Garage Doors with Smooth Operating Torsion Springs (Electric Opener Compatible)
- ✓ Diamond Plate Thresholds (Aluminum)
- ✓ 9-Lite Fiberglass House Door (Insulated)
- ✓ 24"x36" Aluminum Windows with Screens & Vinyl Shutters
- ✓ 3/4" Pressure-treated Plywood Floor (450 lbs. per sq. ft. rating)
- ✓ Pressure-treated 2x4 Floor Joists – 12" Spacing
- ✓ Pressure-treated 4x4 Runners
- ✓ 15'6" Center Wall Open Span (Between the Two Halves)



OPTIONS for SHEDS and GARAGES

VENTILATION

Gable Vents	\$20 ea.
Classic Gable Vents.....	\$40 ea.
Shingle over Ridge Vent.....	\$7.00 per ft.

WINDOWS

Additional 18"x36" or 24"x36" with Screens & Shutters	\$125
Upgrade to Insulated 24"x36" with Screens & Shutters	\$150
Additional Insulated 24"x36" with Screens & Shutters.....	\$250
Florida Room Package Includes 8 – 48"x54" Slider Windows	\$2,400
18" Octagon or 24"x12" Sunburst.....	\$150
24" Vinyl Flower Box	\$50
Z-Style Wood Shutters	\$50 per set
Wooden Slat Shutters	no charge
Credit to Delete a Window	\$40

DOORS

Crossbuck Trim on Wood Doors	\$25 ea. door
12" Decorative Hinges.....	\$15 per hinge
Higher or Wider Wood Doors.....	\$75 per ft.
Paint Wood or Fiberglass Slab Doors Contrast Color	\$75 ea. door
Paint 9-Lite Fiberglass House Door.....	\$150
Extra Single Wood Door	\$150
Extra Double Wood Doors.....	\$300
Extra Single Fiberglass Door (for Vinyl Siding).....	\$250
Extra Double Fiberglass Door (for Vinyl Siding)	\$500
Add Transom to Wood or Fiberglass Door.....	\$150 6' Double\$300
Add 9-Lite Arch to 6' Double Fiberglass Slab Doors	\$600
Upgrade Wood Door to 9-Lite or Solid House Door (outswing)	\$400 ea. door
15-Lite Fiberglass House Door (outswing).....	\$650
Extra 9-Lite or Solid Fiberglass House Door (outswing).....	\$450
Convert to (inswing) Includes Vinyl Jamb	\$150

GARAGE DOORS

Upgrade Wood or Fiberglass Doors to Garage Door	\$1000
Additional Garage Door 6'wx6'h, 8'wx7'h, 9'wx7'h	\$1100
Move Garage Door to Eave Side	\$200
9'wx8'h Garage Door – Only available in 14'w Dutch Style and All 2-Story Garages	\$400
Add Regular Windows in Garage Door	\$200
Upgrade to Carriage Style Garage Door	\$450
Credit to Delete a Garage Door	\$500
Add Color to your Garage Door – Brown, Sandstone, Tan	\$100 Green, Black, Woodgrain.....\$500

PORCHES

Porch within the Shed Size	\$10 sq. ft.
Straight Baluster Railing.....	\$20 ln. ft.
Sunburst Railing	\$30 ln. ft.
Vinyl Baluster Railing.....	\$40 ln. ft.

RAMPS

4' Wide	\$90
5' Wide.....	\$100
6' Wide.....	\$115
8' or 9' Wide.....	\$175

LOFTS

4'x8'	\$90
4'x10'	\$100
4'x12'	\$115
4'x14'	\$175

SHELVING

Shelving or Work Bench	\$4.50 sq. ft.
------------------------------	----------------

ELECTRICAL

1 Light and Switch, 1 Outlet with Exterior Hook-up Ready	\$300
Additional Lights or Outlets	\$75
100 Amp Breaker Box	\$250
52" Ceiling Fan/Light Combo	\$300

FLOORS

8" O.C. Spacing 2x4 Floor Joists	\$1.00 sq. ft.
12" O.C. Spacing 2x4 Floor Joists	\$0.50 sq. ft.
2x6 Floor Joists 12" O.C. Spacing.....	\$1.50 sq. ft.
3/4" Pressure-treated Plywood.....	\$1.50 sq. ft.
R-7 Double Bubble Insulation.....	\$1.00 sq. ft.
R-13 Fiberglass Insulation with 28 ga. Metal Bottom.....	\$4.50 sq. ft.
Floorless Option Includes: PT 6x6 Bottom Plate Anchored to Cement Floor Including Additional Labor	\$1.00 sq. ft. Minimum.....\$300
6" Cement Floor with Fiber 4000 PSI.....	\$6.50 sq. ft.

WALLS AND SIDING

2x6 Wall Studs 16" O.C.	\$1.50 sq. ft.
House Wrap Under Vinyl Siding	\$0.50 sq. ft.
Two-Tone Painted Sides (any size shed).....	\$400
Unpainted Shed	3% Off
Custom Non-Stock Vinyl Siding	20% Upcharge
Vinyl Log Siding.....	45% more than Vinyl Prices
Wood Log Siding (stained).....	25% more than Vinyl Prices
Stone Veneer	\$25 per sq. ft. of Stone
Urethane Stain.....	\$1.00 sq. ft.
Metal Siding, LP Batten or Lap Siding.....	10% more than Vinyl Prices
Partition Enclosed to the Roof	\$30 per ln. ft.

FINISHED INTERIORS

R-13 2x4 Wall Insulation.....	\$1.75 sq. ft.
R-13 2x4 Roof Insulation.....	\$2.25 sq. ft.
R-19 2x6 Wall Insulation.....	\$2.00 sq. ft.
R-19 2x6 Roof Insulation.....	\$2.50 sq. ft.
Tongue & Groove Knotty Pine Walls & Ceiling.....	\$12.00 sq. ft.
Two Coats Clear Lacquer	\$3.00 sq. ft.
Linoleum Flooring (includes Luwan).....	\$6.00 sq. ft.

2-CAR MODULAR GARAGE

Enlarge center wall open span between the 2 halves from standard 15'6" to 19'6" clear span.....	\$300 24' clear span.....\$500
--	--------------------------------

ROOFS

Cape Transom Dormer.....	\$100 per ln. ft. Vinyl	\$200 per ln. ft.
Gutters & Downspouts.....	\$8.00 ln. ft.	
TeckShield Roof Sheathing.....	\$1.00 sq. ft.	
Double Bubble Condensation Barrier for Metal Roofs.....	\$1.50 sq. ft.	
Metal Roofing for A-Frame, Quaker or Cape Cod Sheds.....	\$2.00 sq. ft.	
Metal Roofing for Dutch, Barn, Hip or Dormer Sheds.....	\$4.00 sq. ft.	
8" Roof Overhangs on Hip Rook or Manor.....	\$15.00 per ft. per side	
16" Gable Overhang Available on Any Shed.....	\$12.00 per ft.	
Shingles on 2-Car and 2-Story Garage	\$1.00 sq. ft.	

CUPOLAS

18" White Vinyl with Black Metal Roof.....	\$300
24" White Vinyl with Black Metal Roof.....	\$400
18" White Vinyl with Concave Copper Roof and Windows	\$500
24" White Vinyl with Concave Copper Roof and Windows	\$600
Vent for the Cupola.....	\$50
24" Black Weathervane – Eagle, Rooster, Horse & Buggy.....	\$150


Please see salesman
for actual color samples

COLOR CHOICES

LP SMART SIDING PAINT – TRIM, DOOR & SHUTTER COLORS



GP VISION PRO VINYL SIDING COLORS (Lifetime Warranty)



ALUMINUM TRIM FOR VINYL SIDING – DOORS, FASCIA, AND SHUTTER COLORS



GAF TIMBERLINE SHINGLE COLORS (Lifetime Warranty)



28 GA. PREMIUM G-100 METAL ROOFING (40-Year Warranty, more colors available)



URETHANE STAIN



Cedar



Redwood



Chestnut Brown

RENT-TO-OWN

Up to \$12,500 – 1 Month Down Payment

0-48 MONTH TERMS • NO CREDIT CHECK

The rental agreement is on a month to month basis.
When you stop making payments, we pick up the shed.

EXAMPLE: RENT-TO-OWN

\$2,500 for 48 Months. Rental Fee \$105 per month
\$5,000 for 48 Months. Rental Fee \$209 per month
\$7,500 for 48 Months. Rental Fee \$313 per month

NO prepayment or early pay off penalty

NOW YOU CAN HAVE STORAGE AT HOME!



FINANCING

Up to \$60,000 – 0% Down Payment

65 MONTH TERM • 9.99% APR BASED ON CREDIT APPROVAL

EXAMPLE: FINANCE

\$2,500 for 65 Months. \$50 per month
\$5,000 for 65 Months. \$100 per month
\$10,000 for 65 Months. \$200 per month
\$15,000 for 65 Months. \$300 per month
\$20,000 for 65 Months. \$400 per month

For a fast, no obligation credit check go to:
www.rockymtnsheds.com
Click "Financing with Wells Fargo"



**WELLS
FARGO**

SAY GOODBYE TO STORAGE DOWN THE ROAD

Site Prep Recommendations

The customer is responsible for a level pad site. We recommend removing 3-4" of top soil and filling with crushed stone. Pad should be 1 foot larger than the shed on all sides. We recommend using a laser transit to level the pad. Your shed will only be as level as your pad! The use of blocks is discouraged and voids your warranty.

For your peace of mind, **we offer site preparation at \$4.00 sq. ft.**

Includes level site grading 4" thick 2-B stone. If your site is more than one foot off level, additional charges may apply.



*Shed pad shown with **OPTIONAL** 4x4 border for an additional \$2.00 sq. ft. It helps to keep the gravel in place.*

20-MILE FREE DELIVERY!

(from any of our sales lots)



Access Requirements

We must have adequate access to deliver your shed or garage. Approximately 60 feet of space is needed for the truck and trailer to pull out from the end of the shed. The roads and driveway going to your site will need to have a minimum of 14 feet height and a width of 2 feet wider than the building. Please check tree limbs and wires for clearance in advance.



"Mule" Shed Placement (\$100)

Will go places the truck and trailer cannot access. The Mule is able to make sharp turns with 20,000 lbs. less weight going through your lawn. Check out the video on our website!



For Delivery

Please specify the loading direction of your shed doors: face front, back, driver or passenger side so that your shed will unload facing the way you need it.

BUILD ON SITE OPTION

If the Truck and/or the Mule cannot access, stick build on site is available at 30% upcharge.
For buildings exceeding \$10,000, 20% upcharge.

Rocky Mountain

• STRUCTURES LLC •

1901 Luxemburg Road • Lykens, PA 17048

717.365.3796

www.rockymtnsheds.com